



SUN WINNER[®]



CATALOGUE 2023

TABLE OF CONTENTS



WIN CLIMATIC PERGOLA	4-7
PERGOLA MODELS AND CONFIGURATION	8-21
ACCESORIES, EXTRAS, WIN GLASS, WIN SCREEN & WIN PANELS	23-28
WIN CLIMATIC COLOUR PALETTE	30
ADDITIONAL INFORMATION AND TEST RESULTS	31
INNOVATIVE SOLUTIONS USED IN WIN CLIMATIC PERGOLAS	34-35



WIN CLIMATIC S200 PERGOLA	37-38
PERGOLA MODELS AND CONFIGURATION	40-42
ACCESORIES, EXTRAS, WIN GLASS, WIN SCREEN & WIN PANELS	43-44
WIN CLIMATIC S200 COLOUR PALETTE	45



WIN CLIMATIC SLIDE PERGOLA	46-48
PERGOLA CONFIGURATION	49-51
ACCESORIES, EXTRAS, WIN GLASS, WIN SCREEN & WIN PANELS	52-53
WIN CLIMATIC SLIDE COLOUR PALETTE	54
ADDITIONAL INFORMATION AND TEST RESULTS	55



WIN RAIN PERGOLA	56-57
PERGOLA CONFIGURATION	58-59
ACCESORIES, EXTRAS, WIN GLASS, WIN SCREEN & WIN PANELS	60-62
WIN RAIN COLOUR PALETTE	64
FABRICS COLOURS	65
ADDITIONAL INFORMATION AND TEST RESULTS	66



EXTERNAL SCREEN BLINDS - WIN SCREEN	68-72
PERGOLA MODELS AND CONFIGURATION	73
RZ-89 ZIP	74-75
RZ-103 ZIP	76-77
RZ-131 ZIP	78-79
RZP-131 ZIP / STD / L	80-81
RZ-89/103/131 STD	82-83
RZ-89/103/131 L	84-85
CASING COLOURS	86
FABRICS COLLECTION AND COLOURS	87-89
MOTORS / CONTROLS / AUTOMATION	90



WIN GLASS SYSTEM	92-93
ONE SIDED, TWO SIDED SLIDING	94-96
BASIC INFORMATION	97
COLOURS	98



WIN PANELS SYSTEM	102-103
WIN PANELS TECHNICAL DATA	104-105
WIN PANELS COLOUR PALETTE	106



PERGOLA



WIN CLIMATIC

Revolutionary and innovative, fully automated terrace roofing. Thanks to the use of most modern technological solutions, WIN CLIMATIC is simply the best solution for all gardens and terraces, both in private homes and commercial spaces.

Full control

The roof consists of aluminium louvres controlled in the range from 0° to 135°, allowing full control over sunlight and protection against precipitation. Thanks to the use of most modern technologies, the entire pergola and accessories can be controlled with a smartphone or tablet from anywhere in the world.

Durability

WIN CLIMATIC is made of the highest quality extruded aluminium and stainless steel, making it an all-year-round product with extraordinary resistance to external conditions. Unrivalled snow resistance - up to 5000kg for the maximum size of the pergola.

Functionality and innovativeness

WIN CLIMATIC offers an amazing possibility to integrate the most technically advanced accessories and fully automate the pergola. Most modern and integrated LED lighting, weather sensors, heaters and audio system controlled via Bluetooth are just some of many available solutions.

Security and privacy

Possibility to cover all pergola's sides with modern WIN SCREEN blinds, WIN GLASS sliding glass panels and WIN PANELS providing extra protection against all weather conditions, insects and significantly increasing privacy.

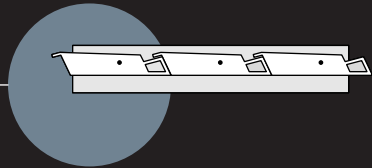
Aesthetics

Thanks to its amazing aesthetic values, WIN CLIMATIC will be a great addition for every outdoor space. Hidden screw connections, very rich colours offer and impressive product finish are fully capable of meeting even the most demanding expectations.






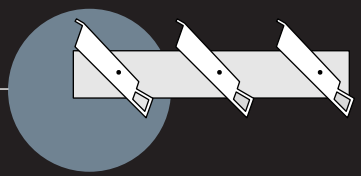
0°




Thanks to the built-in electric motor, it's possible to automatically control the roof louvres in the range from 0° to 135°.



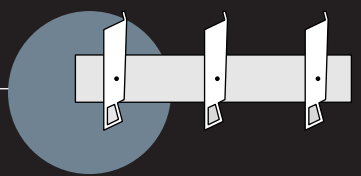
45°



Internal louvres polystyrene filling - minimises rain noise and provides additional insulation in hot and cold days.



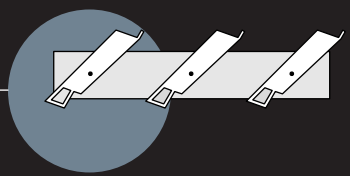
90°



Thanks to the use of the smart control panel, it's possible to control the pergola and all additional accessories with a smartphone or tablet.



135°



WIN SCREEN BLINDS

Thanks to the optional use of modern WIN SCREEN blinds, system gains additional benefits of better protection against sunlight, insects, enhanced privacy and improved thermal properties. Very rich colours palette matching pergola's structure and impressive blinds sizes - up to 7000mm

WIN GLASS PANELS

WIN GLASS is an amazing combination of optimal visual and thermal comfort and protection against external conditions. Thanks to the use of 10mm toughened glass and unique, innovative technological solutions, the system ensures the safe use of every terrace's space, both at home and commercial properties. Wide selection of accessories, casing colours and glazing models will make WIN GLASS perfectly fit into any surroundings and meet even the most demanding expectations.

HEATERS

4 heaters models available with power regulation, controlled via smartphone or tablet. Maximum power: 1500W. Casing made of extruded aluminium, available in two colours.

INTEGRATED AUDIO SYSTEM

2 built-in 23W/80hm speakers, available in two colours and controlled via special audio app through Bluetooth.

LED LIGHTING

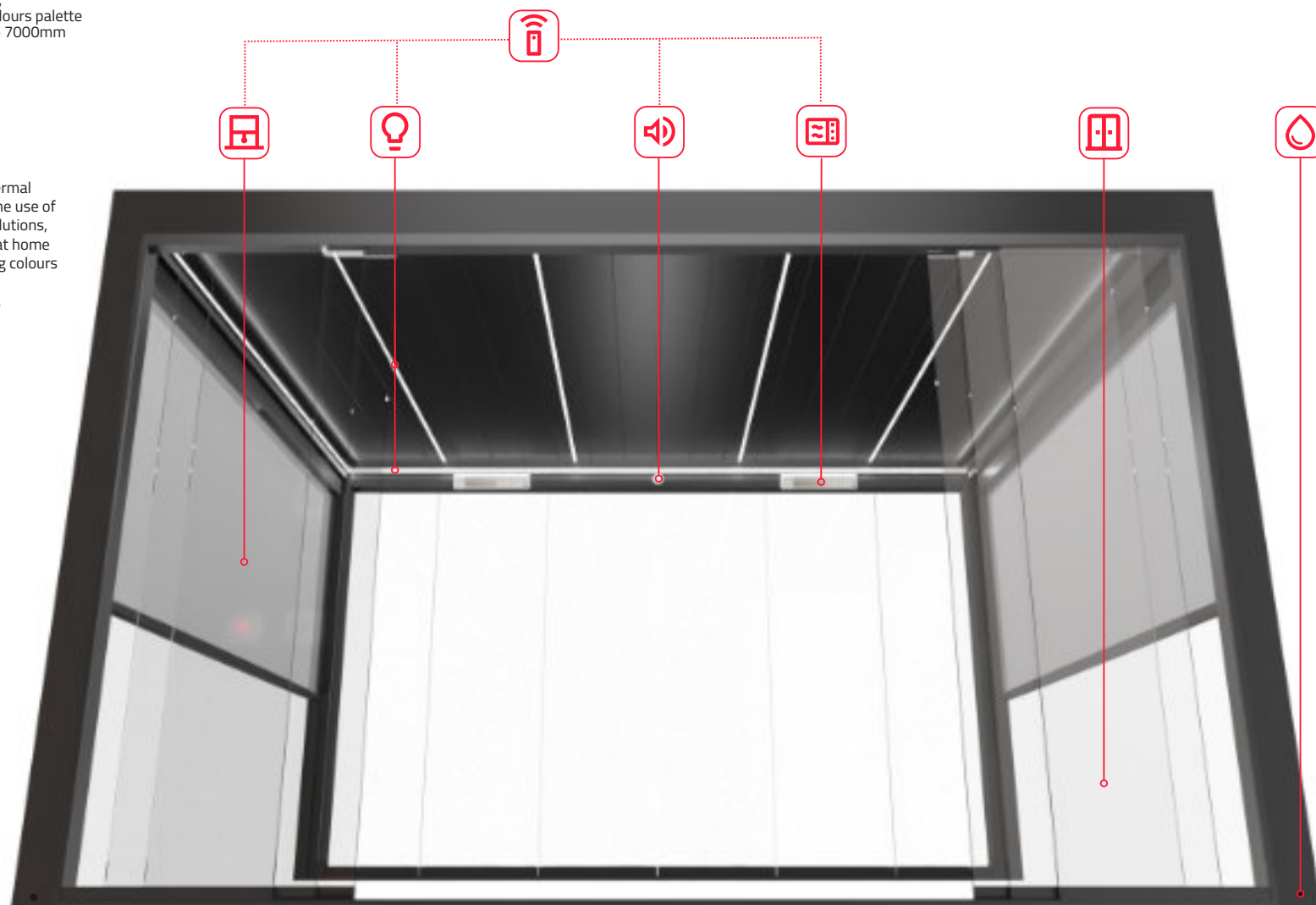
Impressive LED lighting configuration and integration options within pergola's structure: in the gutters or roof louvres. Available LED strips: WHITE, RGB or RGBW.

SMART CONTROLS

Thanks to the use of a smart control panel, there is a possibility to control the pergola and all its accessories with a smartphone or tablet, from any location in the world.

WATER DRAINAGE

Every WIN CLIMATIC pergola is equipped with an innovative water drainage system integrated and hidden within the structure.





AUTOMATIC ROOF CONTROL

Adjustment of aluminium roof louvres, that can be turned in the range of 0° to 135° by remote control, smartphone or tablet. Full control over incoming sunlight and precipitation.

RESISTANCE TO ATMOSPHERIC CONDITIONS

Snow resistant design with one of the best results in the world - WIN CLIMATIC can easily handle a 5000kg snow load at max available pergola size. It's also resistant to other weather conditions such as wind, rain and sun.

TESTED STRUCTURE

Very solid frame ensures high resistance to loads coming from heavy snowfall, rainfalls or strong winds. Application of extra strengthening chambers, reinforced and special shaped profiles make WIN CLIMATIC one of the most durable pergolas available on the market.

MATCH THE COLOUR FROM OUR PALETTE

Rich standard offer pergola colours: 3 colours in standard WIN CLIMATIC palette and 10 extra in the additional one. Possibility of choosing any RAL, TIGER, anodised or wood-like colour will allow perfect pergola adaptation to any environment.

MADE TO MEASURE DESIGN


Highly aesthetic fixings, no visible screw joints, hidden motors and perfectly matched accessories, make WIN CLIMATIC a truly remarkable and unique product.

WEATHER SENSORS


Possibility to connect most modern wind, rain, temperature and snow sensors, additionally strengthening pergola's resistance to weather conditions.




PERGOLA MODELS AND CONFIGURATION



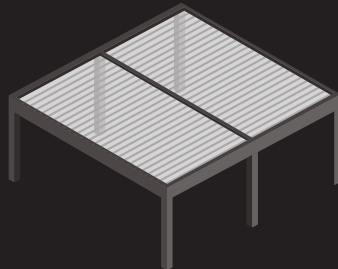
SINGLE PERGOLA



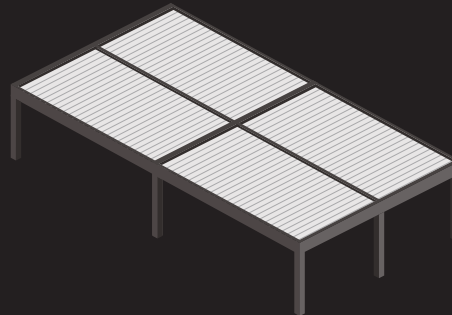
DOUBLE PERGOLA WITHOUT THE
SUPPORTING POST




ONE ROW MODULAR PERGOLA



2 ROW MODULAR PERGOLA
(2 MODULES)



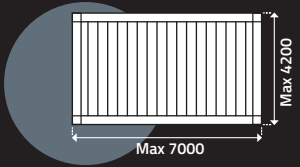
2 ROW MODULAR PERGOLA
(MULTI MODULE)



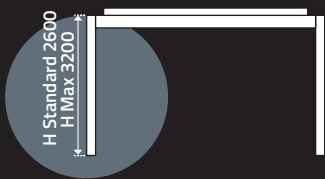
„L” MODULE - ADDITIONAL PERGOLA

TECHNICAL DATA

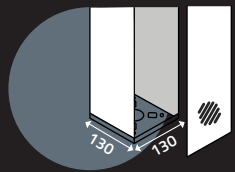
MAXIMUM SIZE OF PERGOLA



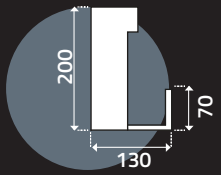
MAXIMUM HEIGHT



OPEN SUPPORTING POST WITH MAINTENANCE FLAP



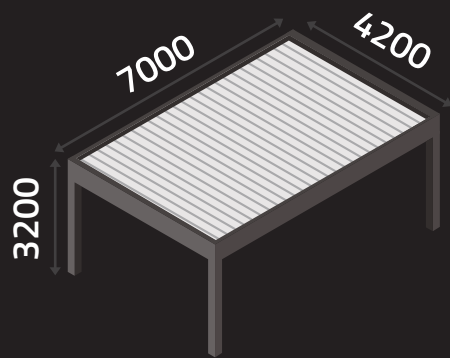
SINGLE BASE



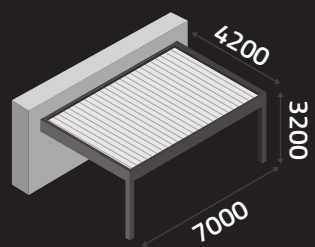
SINGLE PERGOLA



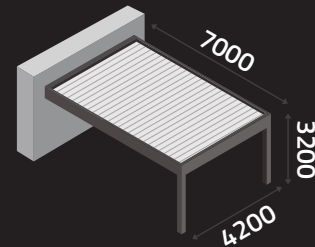
CONFIGURATIONS EXAMPLES



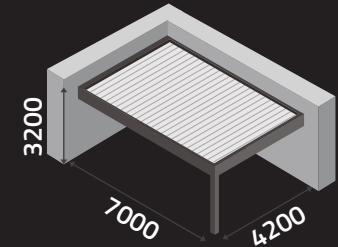
TYPE - A



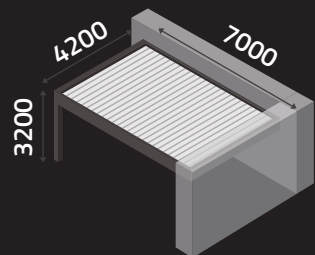
TYPE - B



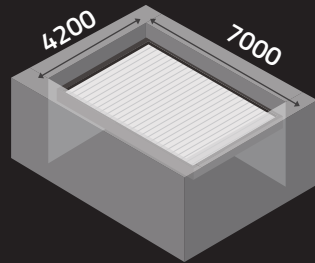
TYPE - C



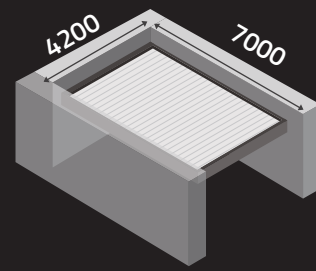
TYPE - D



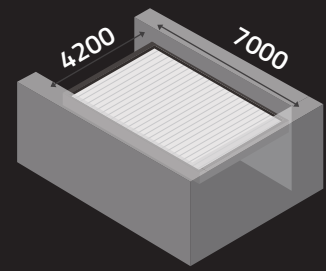
TYPE - E



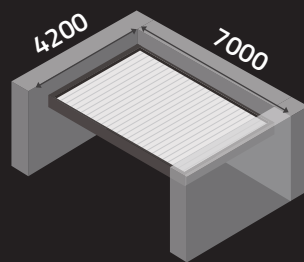
TYPE - F



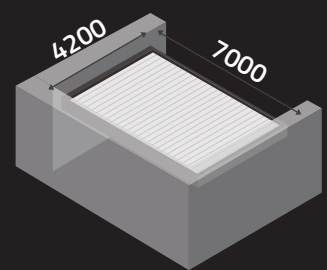
TYPE - G



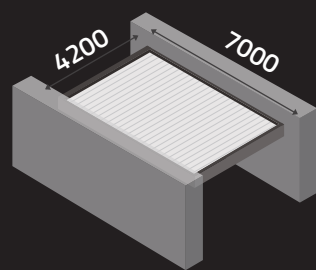
TYPE - H



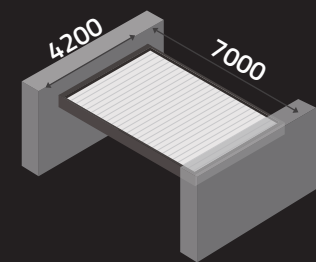
TYPE - I



TYPE - J



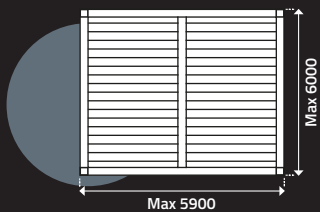
TYPE - K




TYPE - L

TECHNICAL DATA

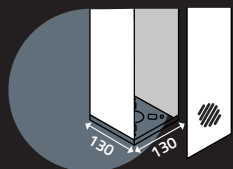
MAXIMUM SIZE OF PERGOLA



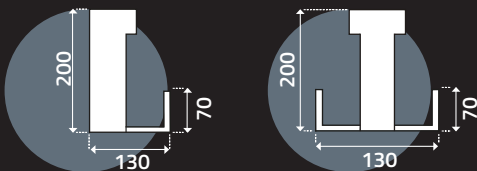
MAXIMUM HEIGHT



OPEN SUPPORTING POST WITH MAINTENANCE FLAP



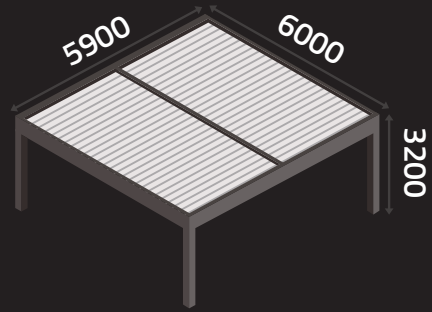
SINGLE / MODULAR BASE




DOUBLE PERGOLA WITHOUT THE SUPPORTING POST



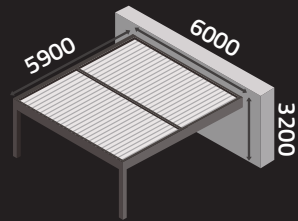
CONFIGURATIONS EXAMPLES



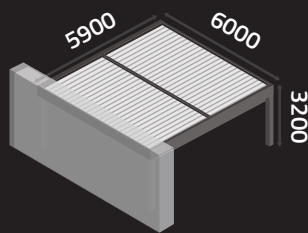
TYPE - M




TYPE - N




TYPE - O



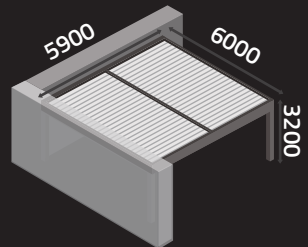
TYPE - P




TYPE - R



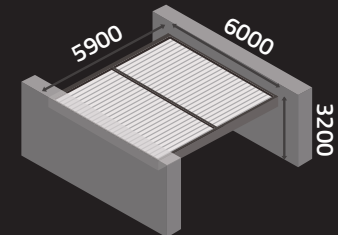
TYPE - S



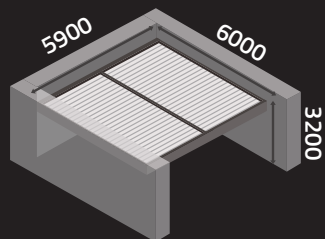
TYPE - T



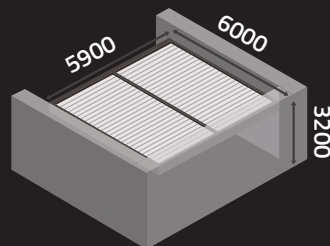
TYPE - U




TYPE - V



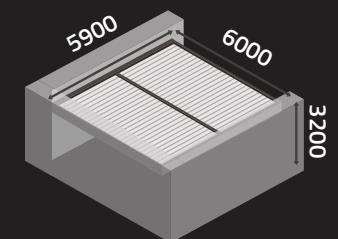
TYPE - W



TYPE - X



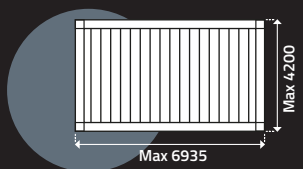
TYPE - Y




TYPE - Z

TECHNICAL DATA

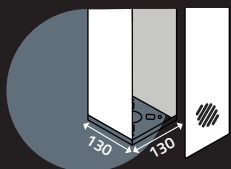
MAXIMUM SIZE OF PERGOLA



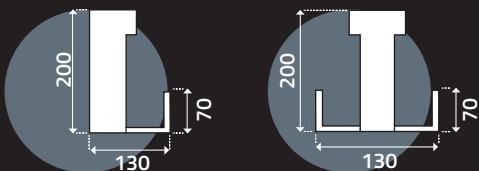
MAXIMUM HEIGHT



OPEN SUPPORTING POST WITH MAINTENANCE FLAP



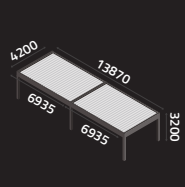
SINGLE / MODULAR BASE



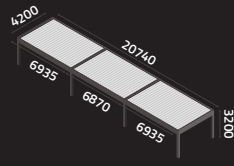
ONE ROW MODULAR PERGOLA



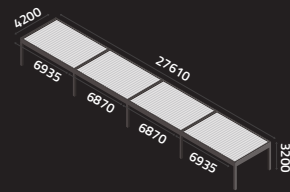
CONFIGURATIONS EXAMPLES



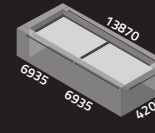
TYPE - A2



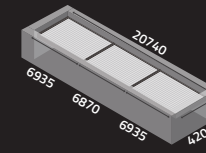
TYPE - A3



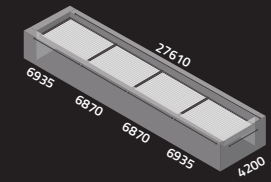
TYPE - A4




TYPE - F2



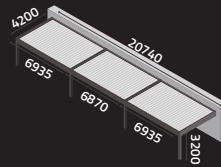
TYPE - F3




TYPE - F4



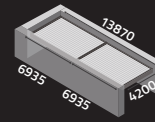
TYPE - B2



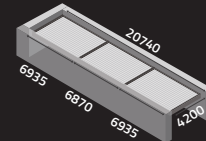
TYPE - B3



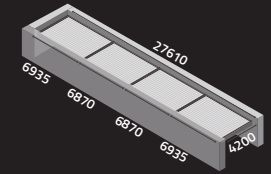
TYPE - B4



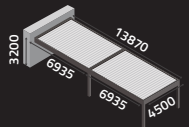
TYPE - G2



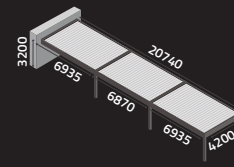
TYPE - G3



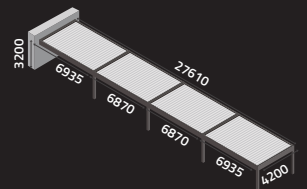
TYPE - G4



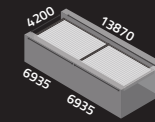
TYPE - C2



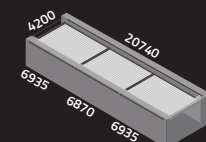
TYPE - C3



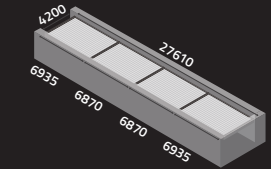
TYPE - C4




TYPE - H2



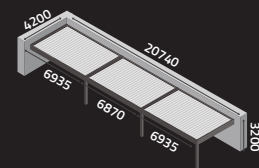
TYPE - H3



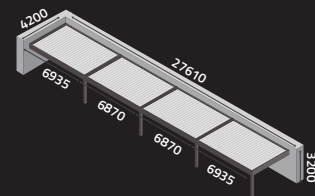
TYPE - H4



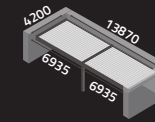
TYPE - D2



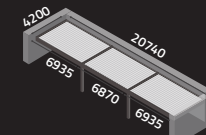
TYPE - D3



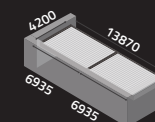
TYPE - D4



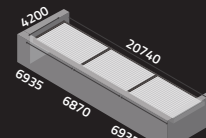
TYPE - I2




TYPE - I3



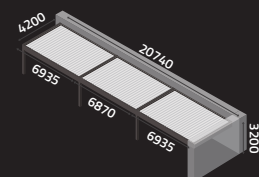
TYPE - J2



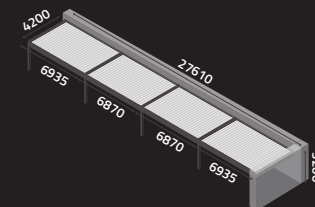
TYPE - J3



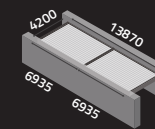
TYPE - E



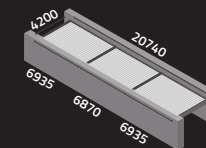
TYPE - E



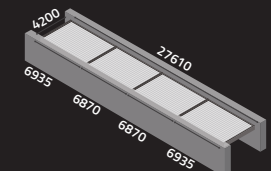
TYPE - E



TYPE - K2



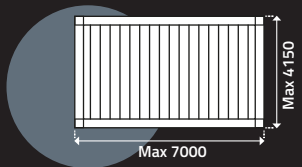
TYPE - K3



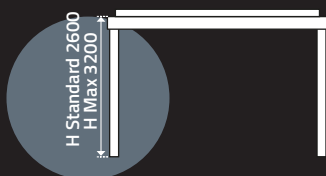
TYPE - K4

TECHNICAL DATA

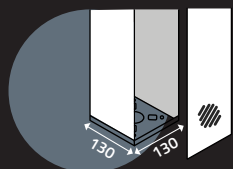
MAXIMUM SIZE OF PERGOLA



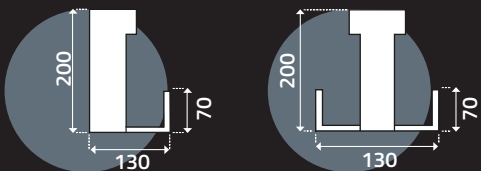
MAXIMUM HEIGHT




OPEN SUPPORTING POST WITH MAINTENANCE FLAP



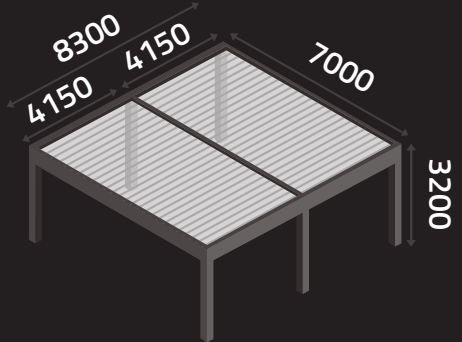
SINGLE / MODULAR BASE



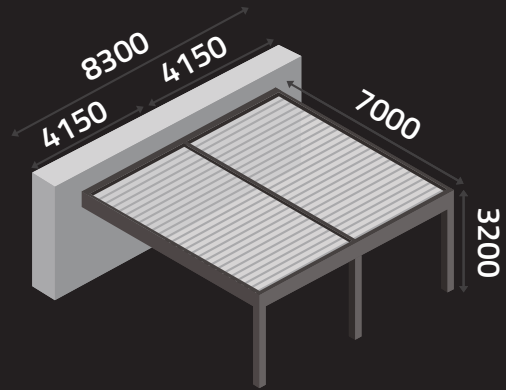
2 ROW PERGOLA (2 MODULES)



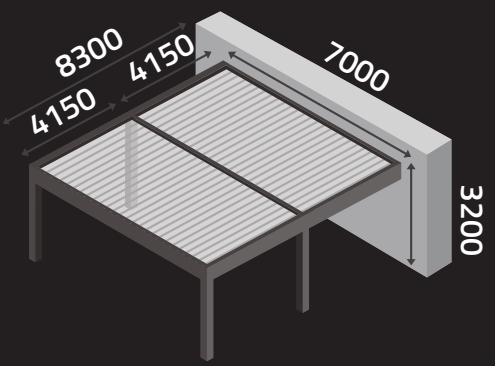
CONFIGURATIONS EXAMPLES



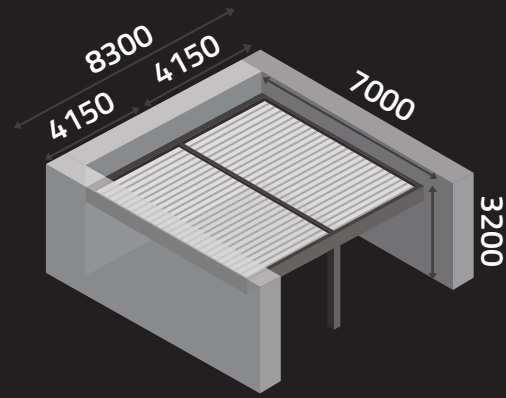
TYPE - 2 A2



TYPE - 2 C2



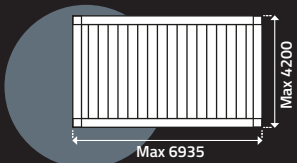
TYPE - 2 B2




TYPE - 2 G2

TECHNICAL DATA

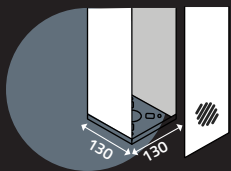
MAXIMUM SIZE OF PERGOLA



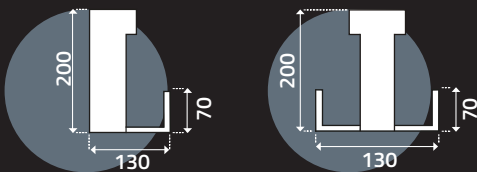
MAXIMUM HEIGHT




OPEN SUPPORTING POST WITH MAINTENANCE FLAP



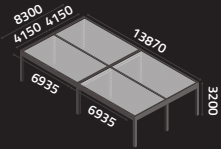
SINGLE / MODULAR BASE



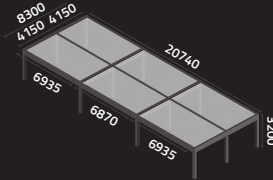
2 ROW MODULAR PERGOLA (MULTI MODULE)



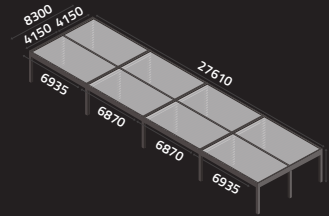
CONFIGURATIONS EXAMPLES



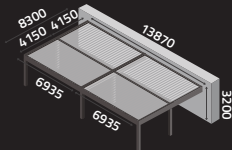
TYPE - 2 A4



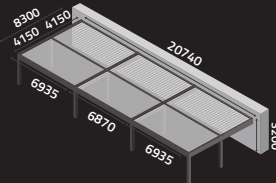
TYPE - 2 A6



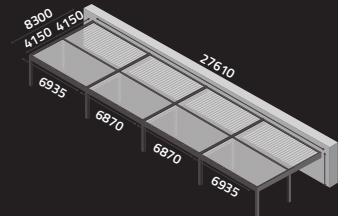
TYPE - 2 A8



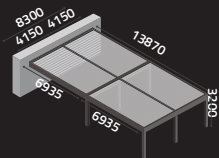
TYPE - 2 B4



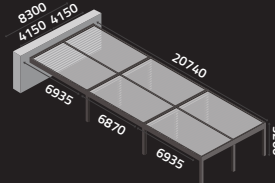
TYPE - 2 B6



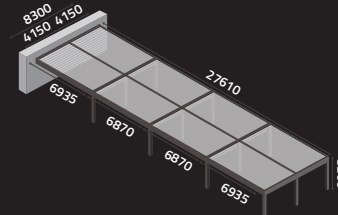
TYPE - 2 B8



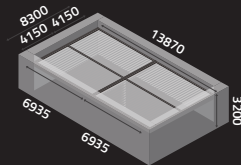
TYPE - 2 C4



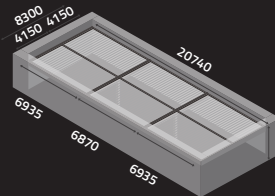
TYPE - 2 C6



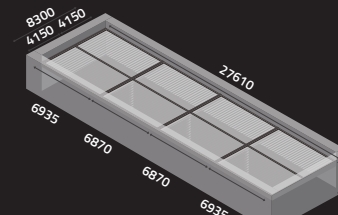
TYPE - 2 C8




TYPE - 2 F4



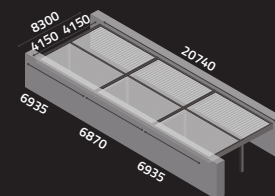
TYPE - 2 F6



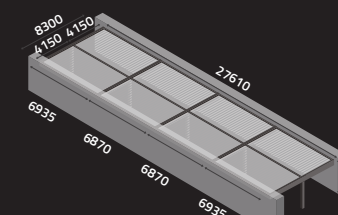
TYPE - 2 F8



TYPE - 2 K4




TYPE - 2 K6




TYPE - 2 K8

TECHNICAL DATA

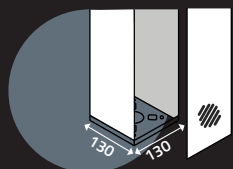
MAXIMUM SIZE OF PERGOLA



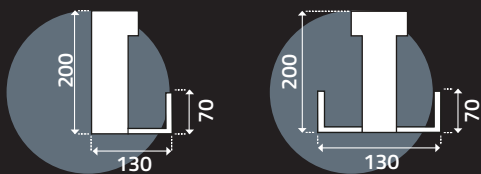
MAXIMUM HEIGHT



OPEN SUPPORTING POST WITH MAINTENANCE FLAP



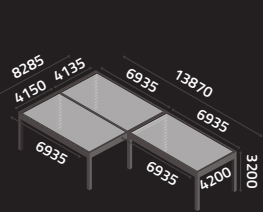
SINGLE / MODULAR BASE



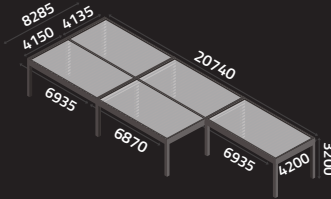
„L“ MODULE - ADDITIONAL PERGOLA



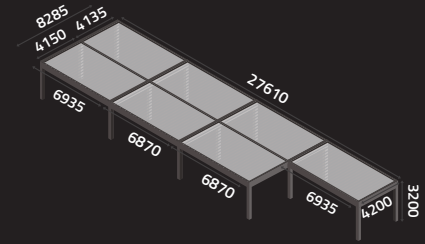
CONFIGURATIONS EXAMPLES



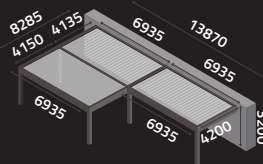
TYPE - 2 A3



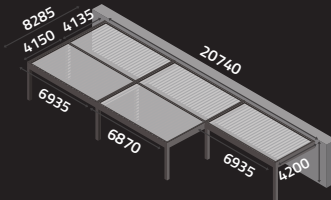
TYPE - 2 A5



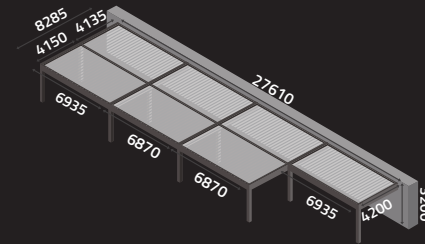
TYPE - 2 A7



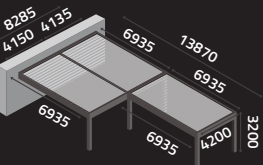
TYPE - 2 B3



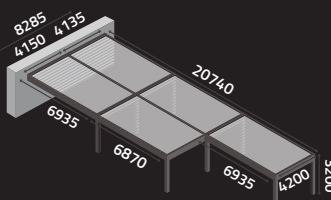
TYPE - 2 B5



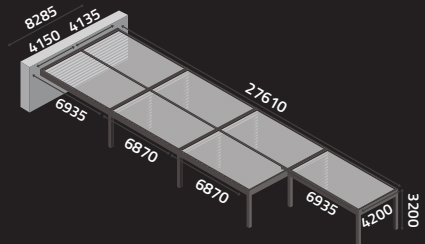
TYPE - 2 B7



TYPE - 2 C3



TYPE - 2 C5



TYPE - 2 C7





WIN CLIMATIC®

ACCESSORIES AND EXTRAS



SYSTEMS INTEGRATION



WIN SCREEN®



WIN GLASS®



WIN PANELS®

ADDING WIN GLASS® TOUGHENED GLASS SLIDING PANELS SYSTEM TO WIN CLIMATIC PERGOLA


WIN GLASS is an amazing combination of optimal visual and thermal comfort and protection against external conditions.

Thanks to the use of 10mm toughened glass and unique, innovative technological solutions, the system ensures the safe use of every terrace's space, both at home and commercial properties.

Wide selection of accessories, casing colours and glazing models will make WIN GLASS perfectly fit into any surroundings and meet even the most demanding expectations.

Why WIN GLASS is the best choice?

- 5 casing colours included in the standard offer - possibility of powder coating in any colour from the RAL palette,
- 7 glass types, variety of colours to choose from,
- first panel lock - extra security,
- 3, 4, 5, 6 tracks with one-sided and two-sided sliding,
- system width from 2 000 to 13 200 mm,
- extra brushes, seals added to the panels to increase insulation and protection against weather conditions,
- WIN GLASS is always delivered as a complete product, ready for fitting - glass glued to the bottom profiles !



ADDING WIN SCREEN[®] EXTERNAL SCREEN BLINDS TO WIN CLIMATIC PERGOLA


WIN SCREEN external screen blinds is a modern covering product, perfectly fitted for every WIN CLIMATIC pergola.

WIN SCREEN is a great protection and barrier against excessive sunlight and weather conditions.

WIN SCREEN blinds reflect as much as up to 95% solar energy and thus allow you to save extra money on artificial lighting. Our blinds not only provide optimal visual and thermal comfort, but also act as protection against insects and wind. Thanks to that, all users can enjoy a peaceful private zone, staying connected with the outside environment at all times.

All models available in 10 standard colours - matching WIN CLIMATIC pergola's structure.

Possibility to control the blinds and pergola using one remote control, tablet or smartphone.




COMBINATION OF WIN CLIMATIC PERGOLA WITH SLIDING PANELS SYSTEM

WIN PANELS

Thanks to the additional use of WIN PANELS modern system, WIN CLIMATIC pergola gains additional benefits in the form of full sun protection, increased privacy and thermal properties.

Thanks to the extremely wide colour palette available, the whole can be made in the same colour, which additionally enhances incredible aesthetic qualities WIN CLIMATIC.



COMPATIBILITY OF SYSTEMS WITH WIN CLIMATIC PERGOLA




WIN SCREEN®





WIN CLIMATIC can be perfectly combined together with WIN SCREEN blinds, WIN GLASS and WIN PANELS system

Thanks to the additional use of these modern systems, WIN CLIMATIC gains extra benefits such as full protection against sunlight, enhanced privacy and thermal properties.


Thanks to a very wide range of available colours, all elements can be made in the same colour, which additionally strengthens the already amazing aesthetic WIN CLIMATIC values.





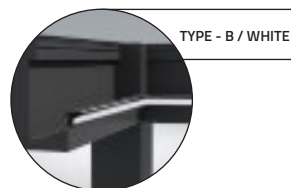
WHITE LED LIGHTING / STRIPS INTEGRATED IN ROOF LOUVRES



RGBW LED LIGHTING / STRIPS INTEGRATED IN ROOF LOUVRES



LED LIGHTING / STRIPS INTEGRATED IN THE GUTTER



- Very modern, waterproof and stylish LED lighting.
- Available in many configurations - can be integrated with the louvres or pergola's gutter.
- Quick and easy control from your smartphone, tablet or remote control.



OŚWIETLENIE PUNKTOWE I LAMPY LED



PIONOWE LAMPY LED MONTOWANE NA SŁUPIE PERGOLI

Lampy pionowe LED montowane na słupach podporowych konstrukcji są unikalnym i stylistycznym dodatkiem do pergoli WIN CLIMATIC. Mogą być również lakierowane na kolor konstrukcji.



OŚWIETLENIE PUNKTOWE LED W LAMELACH DACHU

Klasyczne oświetlenie punktowe LED w lamelach dachu pergoli z minimalistyczną ramką. Temperatura barwowa światła - 3000K.



OŚWIETLENIE PUNKTOWE LED W KORONIE PERGOLI

Oświetlenie punktowe LED zamontowane bezpośrednio w koronie jest idealnym dodatkiem do pergoli WIN CLIMATIC usytuowanych w hotelach oraz restauracjach.



LAMPY LED W LAMELACH DACHU

Nowoczesne oświetlenie lampowe LED - prostokątne w lamelach dachu pergoli. Temperatura barwowa światła - 3000K.

WEATHER SENSORS AND AUTOMATION



WIND SENSOR

Constantly monitors the wind speed - when excessive wind is detected, the sensor will automatically open the pergola and attached WIN SCREEN blinds.



RAIN SENSOR

When rain is detected, the sensor will automatically close pergola's roof. Heating function included in order to avoid activation in the event of snow or ice detection.



TEMPERATURE SENSOR

Temperature sensor will slightly open the louvres at +3 °C temperature drop protecting them from icing resulting in seals damage and roof immobilization. Sensor can be turned off using the remote.



SNOW DETECTION SENSOR

Snow sensor = rain sensor + temperature sensor
In the event of detecting precipitation and temperature lower than +3 °C at the same time, the sensor will interpret it as snow and automatically open the louvres at 90° angle.



REMOTES

Simple and functional 63-channel remote to control everything:

- ✓ 9 product groups:
 - pergola roof control,
 - WIN SCREEN blinds control,
 - LED lighting control,
 - heaters control,
 - audio system control.
- ✓ Protection factor: IP20.



WHITE / RAL 9010




BLACK / RAL 9005

HEATERS

Pergola can be equipped with heaters, which will keep you warm during cool spring mornings and autumn evenings.

Built-in Low Glare emitter - the device does not dazzle the eyes.

BLACK / RAL 9005



WHITE

INTEGRATED BLUETOOTH AUDIO SYSTEM

Easy and quick access to your favourite music, whenever you want.

System is operated via Bluetooth technology, allowing practically every phone to be connected. Music can be played from any application.



BLACK

WIN CLIMATIC COLOUR PALETTE

LOUVRES / STRUCTURE / SUPPORTING POSTS / LED LIGHTING



STANDARD COLOURS



Cream white
structural
± RAL 9010



Silver metallic
structural
± RAL 9006



Anthracite
metallic structural
ST-2



Anthracite
structural ST-1
± RAL 7016



Brown
metallic
structural



Black
structural
± RAL 9005



Anthracite metallic
structural DB 703
ST-3

FINE METALLIC STRUCTURES

SMOOTH MATT



White matt
RAL 9016



Cream matt
RAL 1013




Brown matt
RAL 8019



Silver matt
RAL 9006



Anthracite matt
RAL 7016



Black matt
RAL 9005

EXCLUSIVE - FINE METALLIC STRUCTURES



Pearl white
structural



Cold white
structural



Light beige
structural



Beige
structural



Blue gray
structural



Green
structural



Sepia structural



Brown structural



Dark brown
structural



Navy anthracite
structural



Black structural

EXCLUSIVE - SMOOTH METALLIC



Beige matt



Champagne gold
Gold matt
matt ± ANODE C31



Gold matt



Gold olive
matt ± ANODE
C32



Copper brown
matt



Dark brown matt



Silver matt

OUTSIDE WIN CLIMATIC COLOUR PALETTE



TIGER COATINGS



WOOD-LIKE COLOURS



ANY RAL COLOUR



ANODISED COLOURS

ADDITIONAL INFORMATION AND TEST RESULTS

WIN CLIMATIC PERGOLA DURABILITY UP TO 5000 KG !



SNOW LOAD TABLES,
WITHOUT WIND PRESSURE FOR 4 SUPPORTING POSTS (kg / m²)

SINGLE PERGOLA						
WIDTH (mm)						
HEIGHT (mm)	2000	2500	3000	3500	4000	4200
2000	850	816	793	777	765	680
3000	680	544	529	518	510	453
4000	595	476	397	389	383	340
5000	544	435	363	311	306	272
6000	510	408	340	291	255	252
7000	309	247	206	176	146	122

TWO-MODULE PERGOLA WITHOUT THE SUPPORTING POST				
WIDTH (mm)				
HEIGHT (mm)	5400	5900	6400	6900
2000	567	461	372	296
3000	336	307	248	197
4000	220	202	186	148
5000	176	161	149	118
6000	147	134	124	99
6400	138	126	116	

Snow load test carried out on a free-standing 6900x6000mm two-module structure, without the supporting post, showed the resistance of the whole structure to the level of 120,78kg/m², which gives a total load of 5000 kg pressing pergola's roof.

Detailed test description is available at company's sales department.



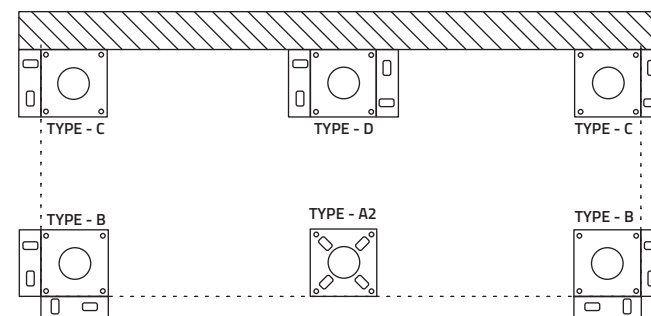
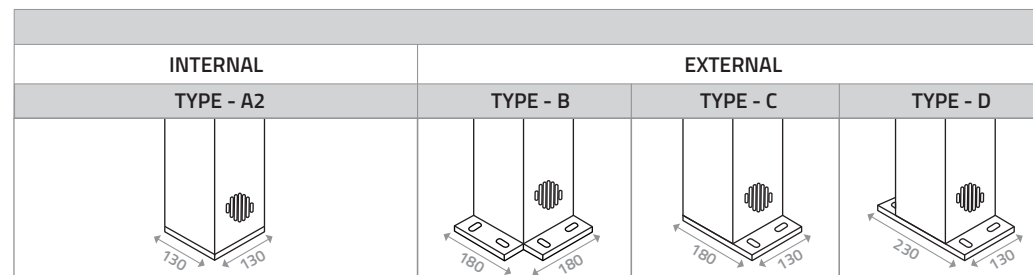
WATER DRAINAGE FOR 2 SUPPORTING POSTS

Based on PN-EN-12056-3 norm, below values were determined for water drainage from pergola's structure and louvres, based on 0,03 l/(s*m²) rainfall intensity.

Water flow rate through open supporting posts with inspection flaps and internal sewage pipes with a diameter of 50mm is 2.0 l/s.

In the event of a heavy rainfall, roofed structure drains 65 l/m²/h.

FIXING PLATES




SUPPORTING POST

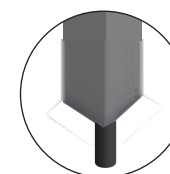
Open post with maintenance flap



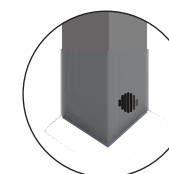
WALL FIXING HANGERS



WATER DRAINAGE



BOTTOM



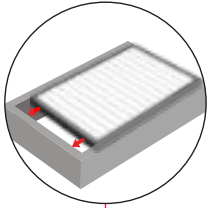
SIDE



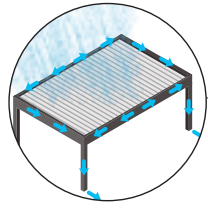
**INNOVATIVE SOLUTIONS USED
IN WIN CLIMATIC PERGOLAS**




MADE TO MEASURE PERGOLA'S PROJECTION



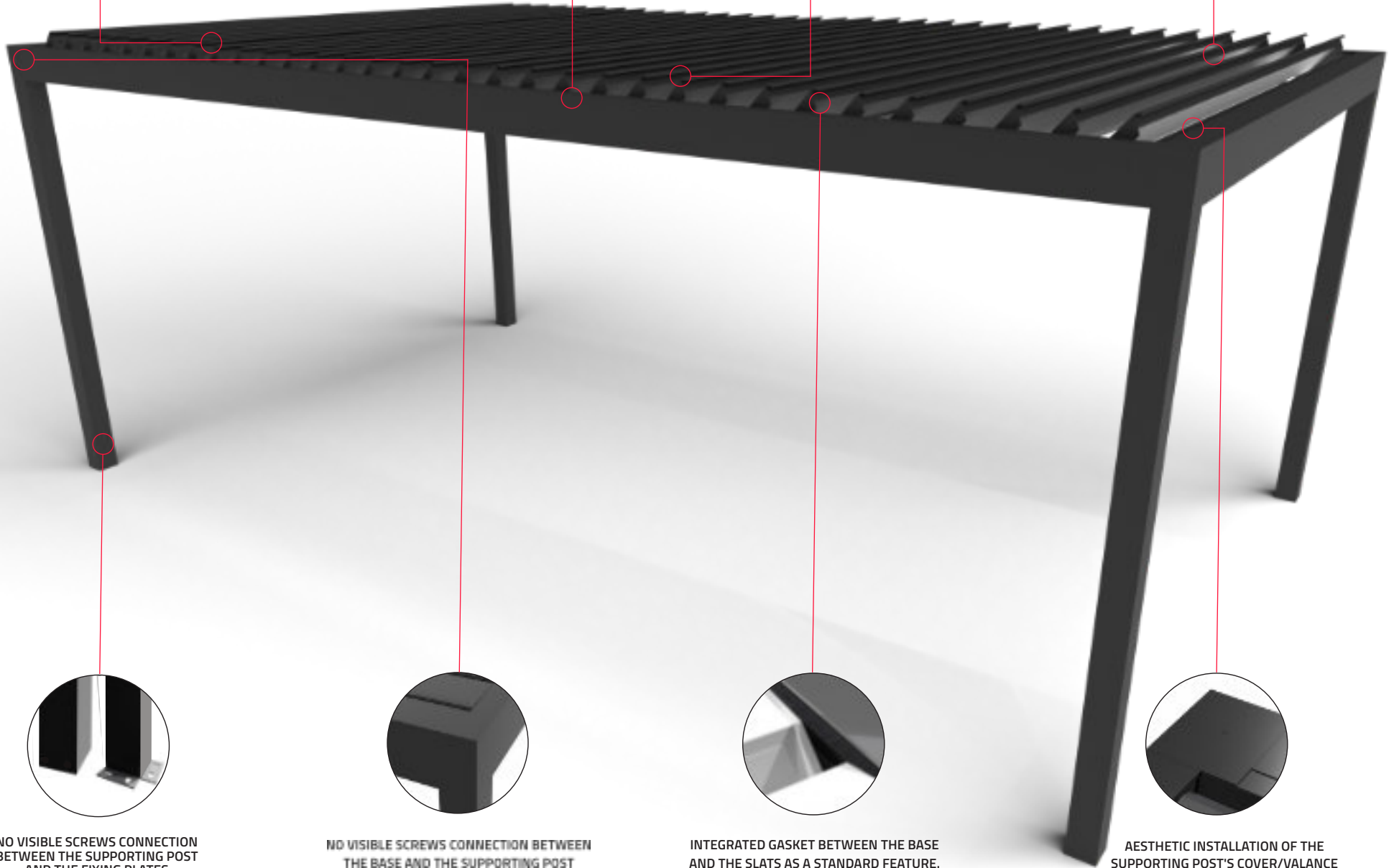
INTEGRATED, OMNI-DIRECTIONAL GUTTERS AS A STANDARD FEATURE



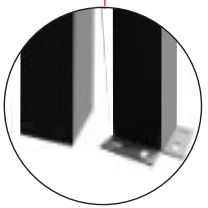
HIDDEN LOUVRES CONTROL STRIPS




FASTER AND EASIER LOUVRES INSTALLATION



NO VISIBLE SCREWS CONNECTION BETWEEN THE SUPPORTING POST AND THE FIXING PLATES




NO VISIBLE SCREWS CONNECTION BETWEEN THE BASE AND THE SUPPORTING POST



INTEGRATED GASKET BETWEEN THE BASE AND THE SLATS AS A STANDARD FEATURE.




AESTHETIC INSTALLATION OF THE SUPPORTING POST'S COVER/VALANCE




ANTI-POLLUTION GRILLE



HIDDEN ROOF MOTOR



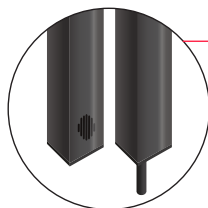
INNOVATIVE, ENHANCED SUPPORTING POST



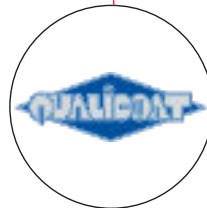
NO VISIBLE SCREWS CONNECTING THE GUTTER WITH THE BASE OF THE PERGOLA




POSSIBILITY OF CHOOSING BOTTOM OR SIDE DRAINS




QUALICOAT POWDER COATING STANDARD



INNOVATIVE INSTALLATION AND SHAPE OF THE LED PROFILES INTEGRATED WITH THE GUTTER



2 INNOVATIVE AND MODERN ROOF LOUVRES





WIN CLIMATIC S200

Revolutionary and innovative, fully automated terrace roofing. Thanks to the use of most modern technological solutions, WIN CLIMATIC is simply the best solution for all gardens and terraces, both in private homes and commercial spaces.

Full control

The roof consists of aluminium louvres controlled in the range from 0° to 135°, allowing full control over sunlight and protection against precipitation. Thanks to the use of most modern technologies, the entire pergola and accessories can be controlled with a smartphone or tablet from anywhere in the world.

Durability

WIN CLIMATIC is made of the highest quality extruded aluminium and stainless steel, making it an all-year-round product with extraordinary resistance to external conditions. Unrivalled snow resistance - up to 5000kg for the maximum size of the pergola.

Functionality and innovativeness

WIN CLIMATIC offers an amazing possibility to integrate the most technically advanced accessories and fully automate the pergola. Most modern and integrated LED lighting, weather sensors, heaters and audio system controlled via Bluetooth are just some of many available solutions.

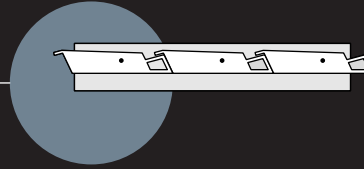
Security and privacy

Possibility to cover all pergola's sides with modern WIN SCREEN blinds, WIN GLASS sliding glass panels and WIN PANELS providing extra protection against all weather conditions, insects and significantly increasing privacy.






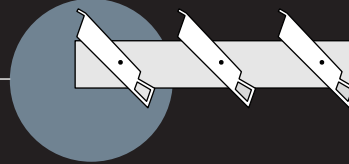
0°




Thanks to the built-in electric motor, it's possible to automatically control the roof louvers in the range from 0° to 135°.




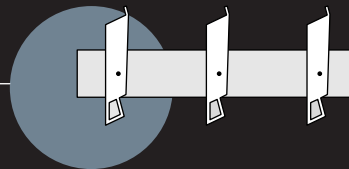
45°



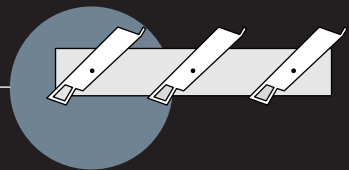
Thanks to the use of the smart control panel, it's possible to control the pergola and all additional accessories with a smartphone or tablet.



90°




135°

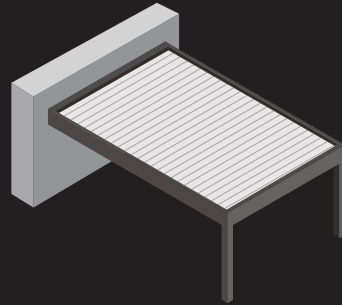





PERGOLA MODELS AND CONFIGURATION



SINGLE FREE-STANDING PERGOLA



SINGLE WALL-MOUNTED PERGOLA



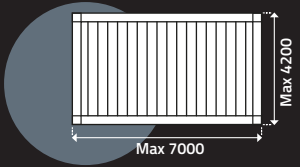
SINGLE ROOF MODULE PERGOLA

SINGLE PERGOLA

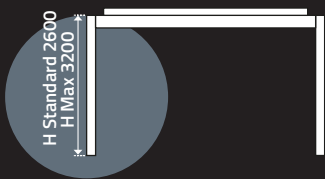


TECHNICAL DATA

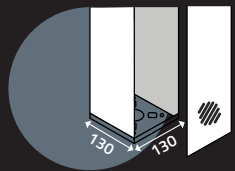
MAXIMUM SIZE OF PERGOLA



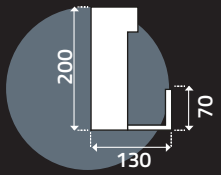
MAXIMUM HEIGHT



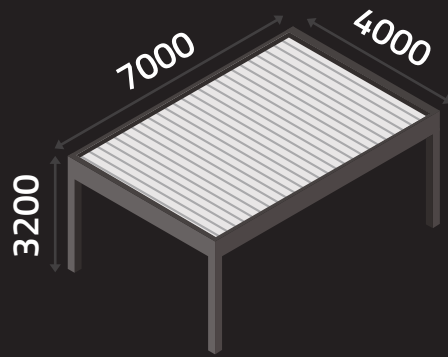
OPEN SUPPORTING POST WITH MAINTENANCE FLAP



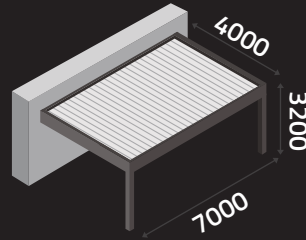
SINGLE BASE



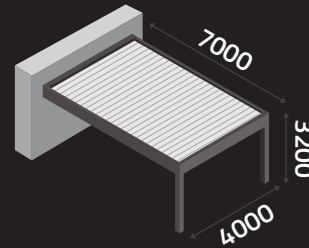
POSSIBLE CONFIGURATION



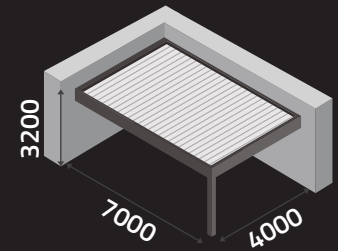
TYPE - A



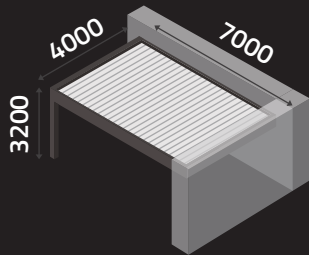
TYPE - B




TYPE - C




TYPE - D



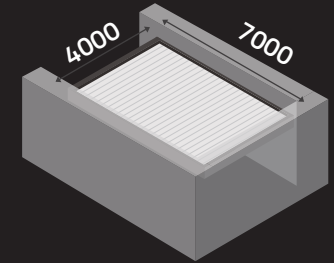
TYPE - E



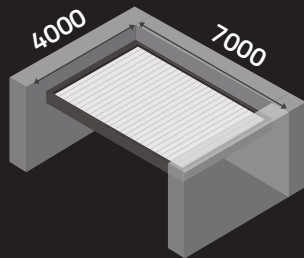
TYPE - F



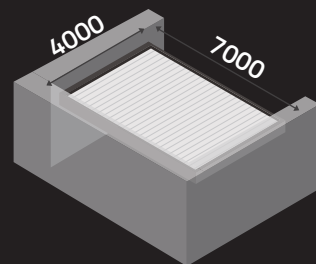
TYPE - G



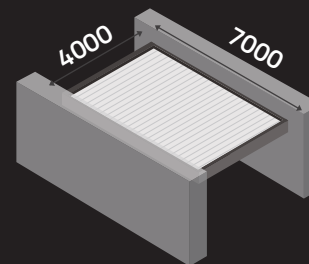
TYPE - H



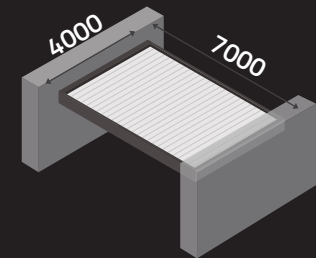
TYPE - I



TYPE - J




TYPE - K



TYPE - L

LED LIGHTING

WHITE LED LIGHTING / STRIPS INTEGRATED IN ROOF LOUVRES



LED LIGHTING / STRIPS INTEGRATED IN THE GUTTER



- Very modern, waterproof and stylish LED lighting.
- Available in many configurations - can be integrated with the louvres or pergola's gutter.
- Quick and easy control from your smartphone, tablet or remote control.




COMPATIBILITY OF SYSTEMS WITH WIN CLIMATIC PERGOLA



WIN CLIMATIC can be perfectly combined together with WIN SCREEN blinds, WIN GLASS and WIN PANELS system

Thanks to the additional use of these modern systems, WIN CLIMATIC gains extra benefits such as full protection against sunlight, enhanced privacy and thermal properties.

Thanks to a very wide range of available colours, all elements can be made in the same colour, which additionally strengthens the already amazing aesthetic WIN CLIMATIC values.





WIN CLIMATIC S200 COLOUR PALETTE

LOUVRES / STRUCTURE / SUPPORTING POSTS / LED LIGHTING

STANDARD COLOURS



Cream white structural
± RAL 9010



Silver metallic structural
± RAL 9006



Anthracite metallic structural
ST-2

FINE METALLIC STRUCTURES



Anthracite structural ST-1
± RAL 7016



Brown metallic structural



Black structural
± RAL 9005



Anthracite metallic structural DB 703
ST-3

SMOOTH MATT



White matt
RAL 9016



Cream matt
RAL 1013




Brown matt
RAL 8019



Silver matt
RAL 9006



Anthracite matt
RAL 7016



Black matt
RAL 9005

EXCLUSIVE - FINE METALLIC STRUCTURES



Pearl white structural



Cold white structural



Light beige structural



Beige structural



Blue gray structural



Green structural



Sepia structural



Brown structural



Dark brown structural



Navy anthracite structural



Black structural

EXCLUSIVE - SMOOTH METALLIC



Beige matt



Champagne gold Gold matt
matt ± ANODE C31



Gold matt



Gold olive matt ± ANODE
C32



Copper brown matt



Dark brown matt



Silver matt

OUTSIDE WIN CLIMATIC COLOUR PALETTE



TIGER COATINGS



WOOD-LIKE COLOURS



ANY RAL COLOUR



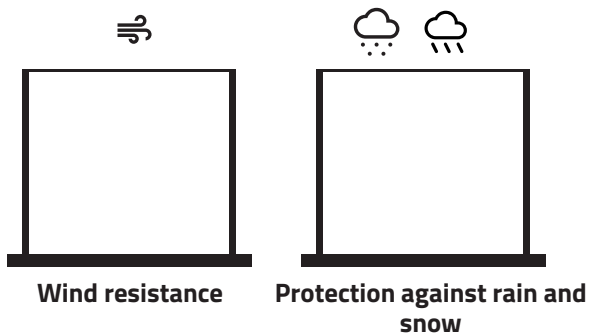
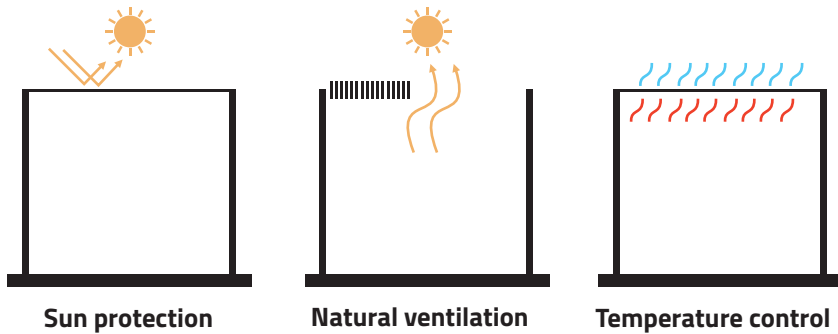
ANODISED COLOURS



WIN CLIMATIC SLIDE


The WIN CLIMATIC SLIDE sliding roof pergola provides fully adjustable sunlight intensity thanks to a modern, fully automatic roof with folding louvres. The protection from excessive sunlight by regulating the level of openness of the roof is only one of the many advantages of this system. Pergola WIN CLIMATIC SLIDE makes it possible to regulate the temperature inside the structure by opening the louvres or protect against precipitation when closed.

WIN CLIMATIC SLIDE is the ideal solution for hotels, private houses, restaurants, bars, leisure and entertainment centres. A full range of colours and additional options, gives the possibility to adjust the pergola to any, even the most demanding environment. The unique design, applied solutions and highest quality components combine into an extremely durable, functional product, which is able to meet even the most demanding expectations.





CLOSED ROOF



SEMI-OPEN ROOF



OPEN ROOF



DURABLE AND FUNCTIONAL ROOF LOUVRES

The roof louvres change their angle of inclination as they move from 0° to 110°, providing an additional opportunity to regulate the level of sunlight intensity. Reinforced louvres structure allows the production of pergolas up to 4m wide.




STURDY CONSTRUCTION

The WIN CLIMATIC SLIDE is made from the highest quality aluminium components and stainless steel. Thanks to the use of 6063 T5 type aluminium, the structure is extremely resistant to the influence of conditions, including wind, snow and rain.




REMOTE CONTROL

Each WIN CLIMATIC SLIDE pergola is equipped with a modern radio-controlled motor with the included remote control or via Wi-Fi. Adjusting the angle of the louvres, opening/closing the roof, adjusting light intensity are just some of the functions you can use in a convenient way, using a remote control, phone or tablet.






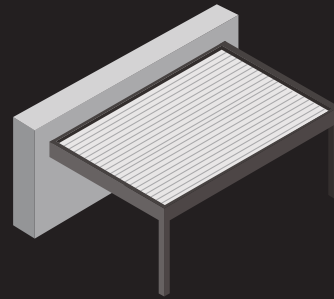
PERGOLA CONFIGURATION




TYPE-A




TYPE-B



TYPE-C




TYPE-D



TYPE-E

POSSIBILITY TO COMBINE SEVERAL PERGOLA MODULES

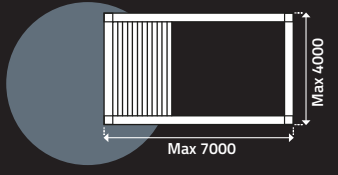





PERGOLA WITH SLIDING ROOF

TECHNICAL DATA

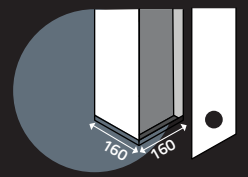
MAXIMUM SIZE OF PERGOLA



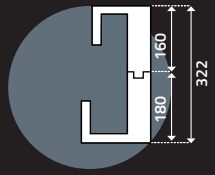
MAXIMUM HEIGHT



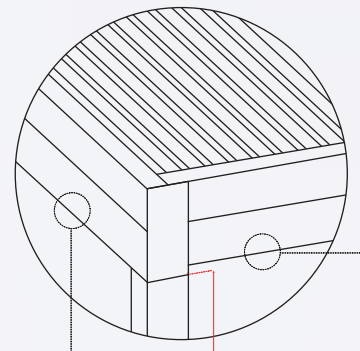
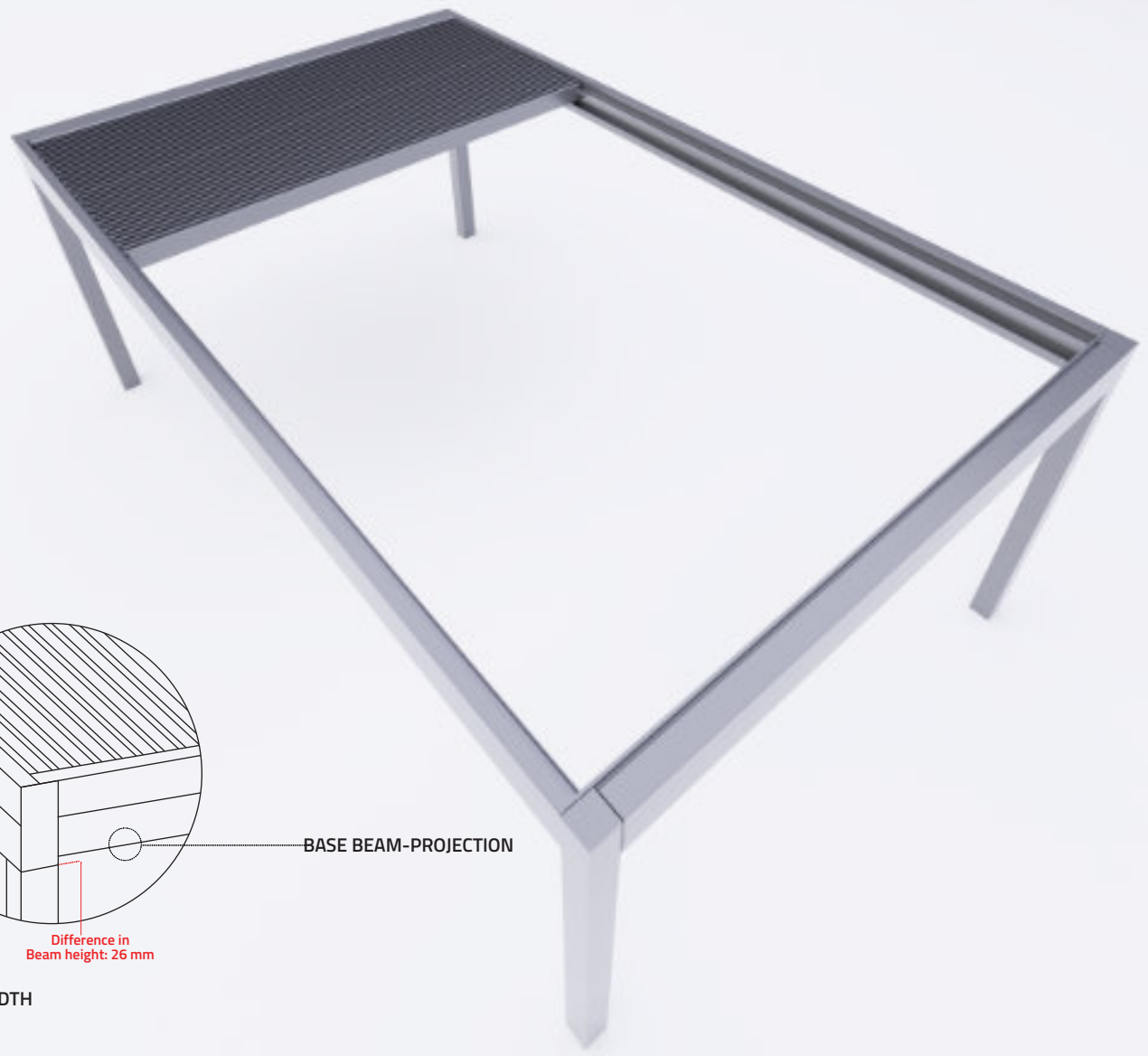
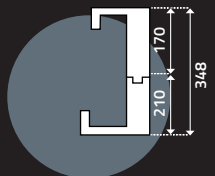
OPEN SUPPORTING POST WITH MAINTENANCE FLAP



BASE BEAM-PROJECTION



BASE BEAM-WIDTH



BASE BEAM-PROJECTION

BASE BEAM-WIDTH



ACCESSORIES AND EXTRAS



SYSTEMS INTEGRATION



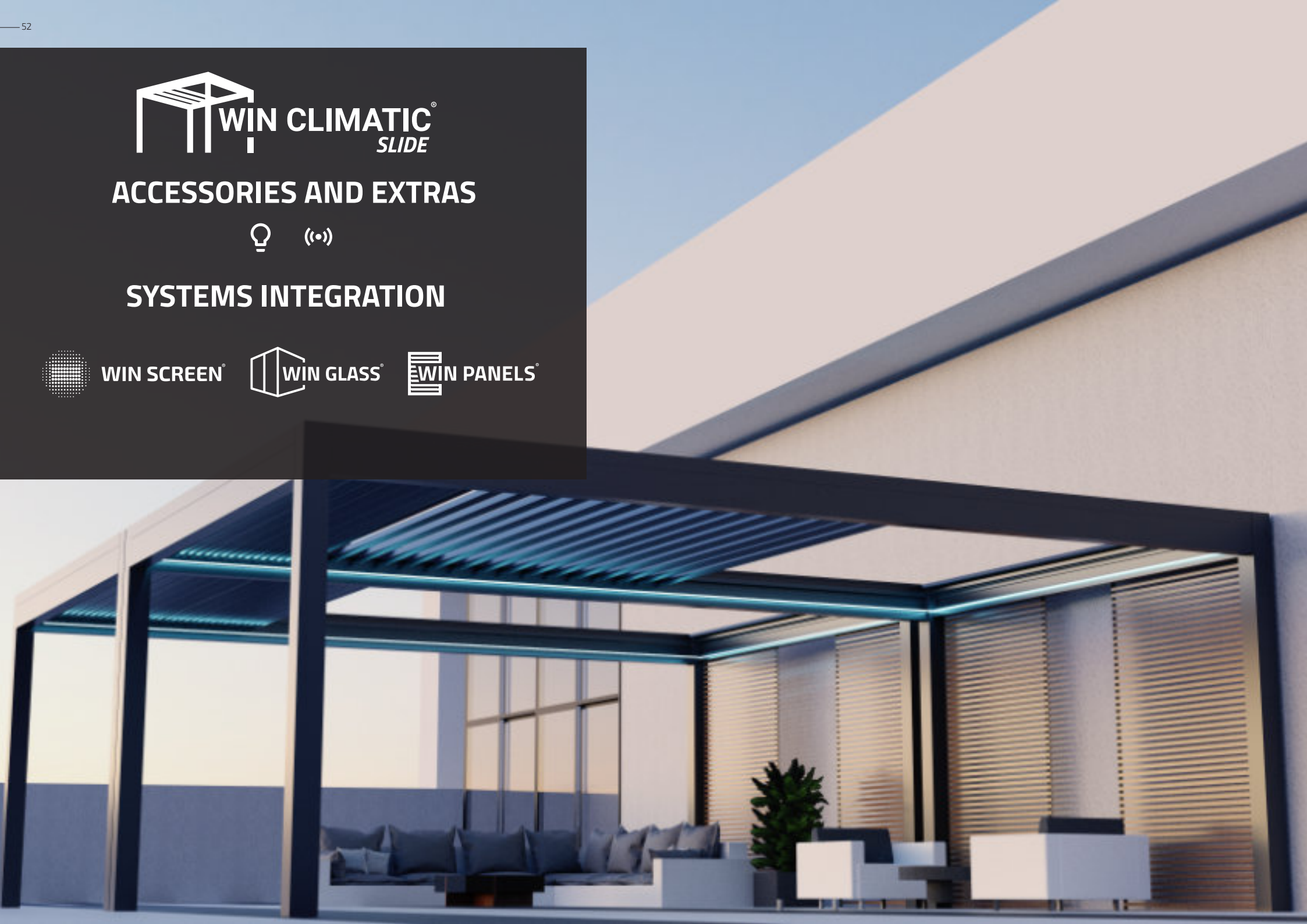
WIN SCREEN®



WIN GLASS®

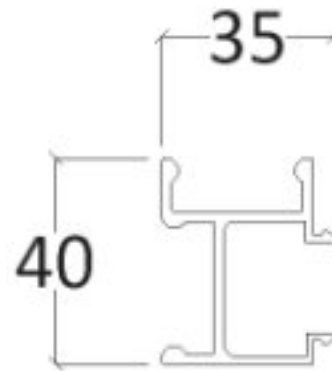


WIN PANELS®





LED PROFILE



MODERN LED LIGHTING

Each WIN CLIMATIC SLIDE pergola in the standard version is equipped with white LED lighting integrated in the gutter. Optionally: RGB colours available. There is an additional possibility to equip it with the lighting dimming function, providing greater control over light intensity.

AUTOMATION AND CONTROL



SYSTEMS INTEGRATION



WIN SCREEN®

WIN SCREEN roller blinds are a very stylish and functional additional protection of the interior of the WIN CLIMATIC SLIDE pergola against precipitation, wind and excessive sunlight. The unique properties of the fabrics will also ensure increased privacy and protection against insects. Thanks to the wide range of colours - each WIN SCREEN roller blind provides perfect match to the pergola structure.



WIN GLASS is an amazing combination of optimal visual and thermal comfort and protection against external conditions. Thanks to the use of 10mm toughened glass and unique, innovative technological solutions, the system ensures the safe use of every terrace's space, both at home and commercial properties. Wide selection of accessories, casing colours and glazing models will make WIN GLASS perfectly fit into many surroundings and meet even the most demanding expectations.



A modern covering product dedicated to pergolas. WIN PANELS is an amazing combination of optimum visual and thermal comfort and protection against external conditions. Thanks to the use of top - quality aluminium louvres and unique solutions, the system ensures safe use of the WIN CLIMATIC SLIDE pergola space in restaurants, hotels and home. A wide range of accessories, construction colours and models, WIN PANELS will fit perfectly into any surroundings and will meet even the most demanding expectations.

WIN CLIMATIC SLIDE COLOUR PALETTE

LOUVRES / STRUCTURE / SUPPORTING POSTS / LED LIGHTING



STANDARD COLOURS



Cream white structural
± RAL 9010



Silver metallic structural
± RAL 9006



Anthracite metallic structural
ST-2



Antracite structural ST-1
± RAL 7016



Brown metallic structural



Black structural
± RAL 9005



Anthracite metallic structural DB 703
ST-3

FINE METALLIC STRUCTURES

SMOOTH MATT



White matt
RAL 9016



Cream matt
RAL 1013




Brown matt
RAL 8019



Silver matt
RAL 9006



Anthracite matt
RAL 7016



Black matt
RAL 9005

EXCLUSIVE - FINE METALLIC STRUCTURES



Pearl white structural



Cold white structural



Light beige structural



Beige structural



Blue gray structural



Green structural



Sepia structural



Brown structural



Dark brown structural



Navy anthracite structural



Black structural

EXCLUSIVE - SMOOTH METALLIC



Beige matt



Champagne gold Gold matt
matt ± ANODE C31



Gold matt



Gold olive matt ± ANODE
C32



Copper brown matt



Dark brown matt



Silver matt

OUTSIDE WIN CLIMATIC COLOUR PALETTE



TIGER COATINGS



WOOD-LIKE COLOURS



ANY RAL COLOUR



ANODISED COLOURS

ADDITIONAL INFORMATION / TECHNICAL STUDIES / TECHNICAL DRAWINGS

WATER DRAINAGE

Each WIN CLIMATIC SLIDE pergola is equipped with an innovative water drainage system integrated and hidden in the structure.

PROTECTION AGAINST WIND

Certification UNE-EN 13659: 2004, Resistance class: 6 (112 km/h)

SNOW RESISTANCE

Conforms to EN-19999 EUROCODE 9 - snow resistance: 100 kg/m² (including own weight)

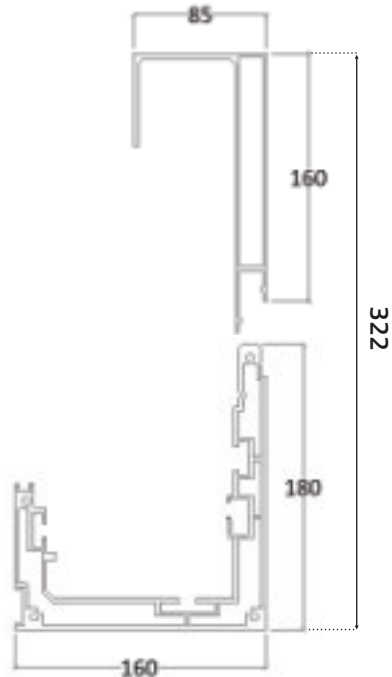
RAIN RESISTANCE

Certified according to UNE-EN 12056-3 // 0.03l/s or 108 l.m²/h - construction and louvres

PERGOLA WEIGHT

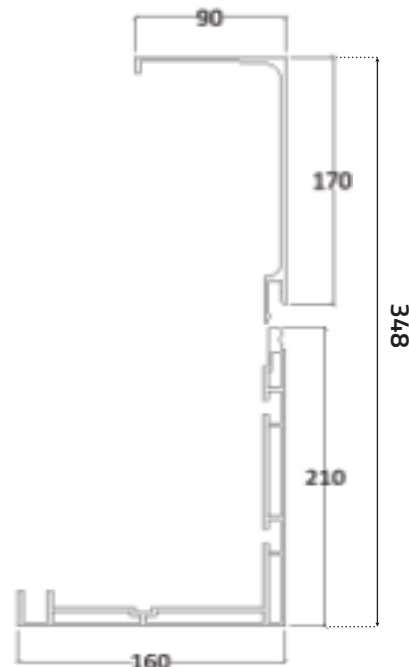
~ 35 kg/m²

BASE BEAM VALANCE-PROJECTION



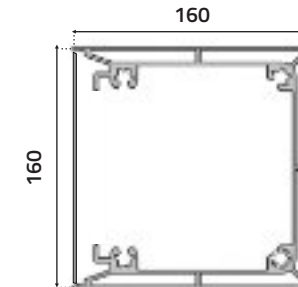
BASE BEAM-PROJECTION

BASE BEAM VALANCE-WIDTH

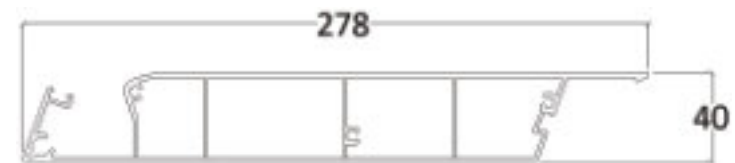


BASE BEAM-WIDTH

SUPPORTING POST



LOUVRES PROFILE





PERGOLA



WIN RAIN

Modern fabric pergola with adjustable roof louvres giving the possibility to fully control the terrace insolation. Thanks to the application of fabrics with unique properties, WIN RAIN blocks the harmful rays of the sun, at the same time allowing the appropriate amount of light to pass through.



Sun protection



Wind protection



Rain protection

WIN RAIN is an ideal solution for hotels, private houses, restaurants, bars, recreation and entertainment centres. The full range of colours and additional options gives the possibility of adjusting the pergola to every, even the most demanding, environment. Unique design, solutions and components of the highest quality combine to create an extremely durable, functional product which is able to meet even the most demanding expectations.

Each WIN RAIN pergola is carefully manufactured using the highest quality fabrics from the most reputable manufacturers. Extraordinary technical and visual properties, sensational resistance to external conditions and very rich colours are only some of the main features of fabrics used in the production of the WIN RAIN pergola.

Serge Ferrari

copaco
screenweavers

DICKSON

GIOVANARDI

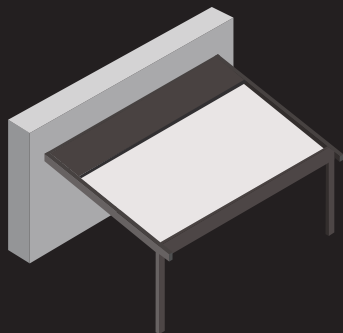

Waterproof with access to
light


UV rays protection



Fire resistance




PERGOLA CONFIGURATION




1 MODULE



2 MODULES



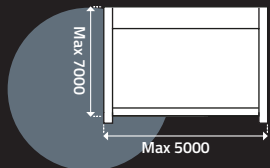
2 MODULES WITHOUT THE SUPPORTING POST



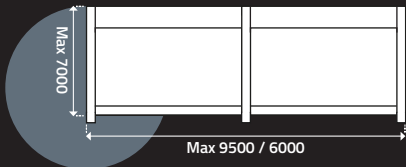
3 MODULES

TECHNICAL DATA

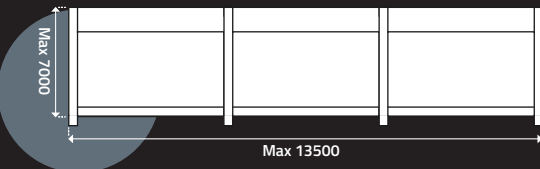
MAXIMUM SIZE OF PERGOLA



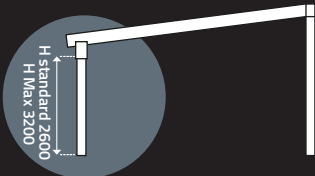
MAXIMUM SIZE OF 2 MODULES: WITH /WITHOUT SUPPORTING POST



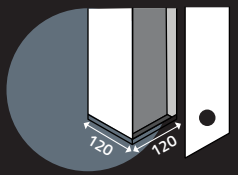
MAXIMUM SIZE: 3 MODULES



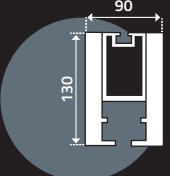
MAXIMUM HEIGHT



OPEN SUPPORTING POST WITH MAINTENANCE FLAP



GUIDE RAIL



FABRIC ROOF PERGOLA





ACCESSORIES AND EXTRAS



SYSTEMS INTEGRATION



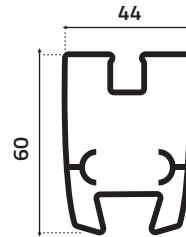
WIN SCREEN®



WIN GLASS®



WIN PANELS®



FABRIC HOLDER WITH LED


INTEGRATED MODERN LED LIGHTING

Each WIN RAIN pergola can be additionally equipped with integrated white LED lighting located in the roof. RGB colours are optionally available. There is an additional possibility to equip in a dimmable lighting function, providing greater control over light intensity. The lighting is controlled in a very simple way using a remote control, smartphone or tablet.

AUTOMATION AND CONTROL



SYSTEMS INTEGRATION



The structure of the WIN RAIN pergola makes it possible to integrate additional systems, such as WIN SCREEN roller blinds and WIN GLASS sliding glass panels.



WIN SCREEN

WIN SCREEN roller blinds are a very stylish and functional additional protection of the interior of the WIN CLIMATIC SLIDE pergola against precipitation, wind and excessive sunlight. The unique properties of the fabrics will also ensure increased privacy and protection against insects. Thanks to the wide range of colours - each WIN SCREEN roller blind provides perfect match to the pergola structure.



WIN GLASS is an amazing combination of optimal visual and thermal comfort and protection against external conditions. Thanks to the use of 10mm toughened glass and unique, innovative technological solutions, the system ensures the safe use of every terrace's space, both at home and commercial properties. Wide selection of accessories, casing colours and glazing models will make WIN GLASS perfectly fit into many surroundings and meet even the most demanding expectations.



A modern covering product dedicated to pergolas. WIN PANELS is an amazing combination of optimum visual and thermal comfort and protection against external conditions. Thanks to the use of top - quality aluminium louvres and unique solutions, the system ensures safe use of the WIN RAIN pergola space in restaurants, hotels and home. A wide range of accessories, construction colours and models, WIN PANELS will fit perfectly into any surroundings and will meet even the most demanding expectations.

COMPATIBILITY OF SYSTEMS WITH WIN RAIN PERGOLA



WIN SCREEN®



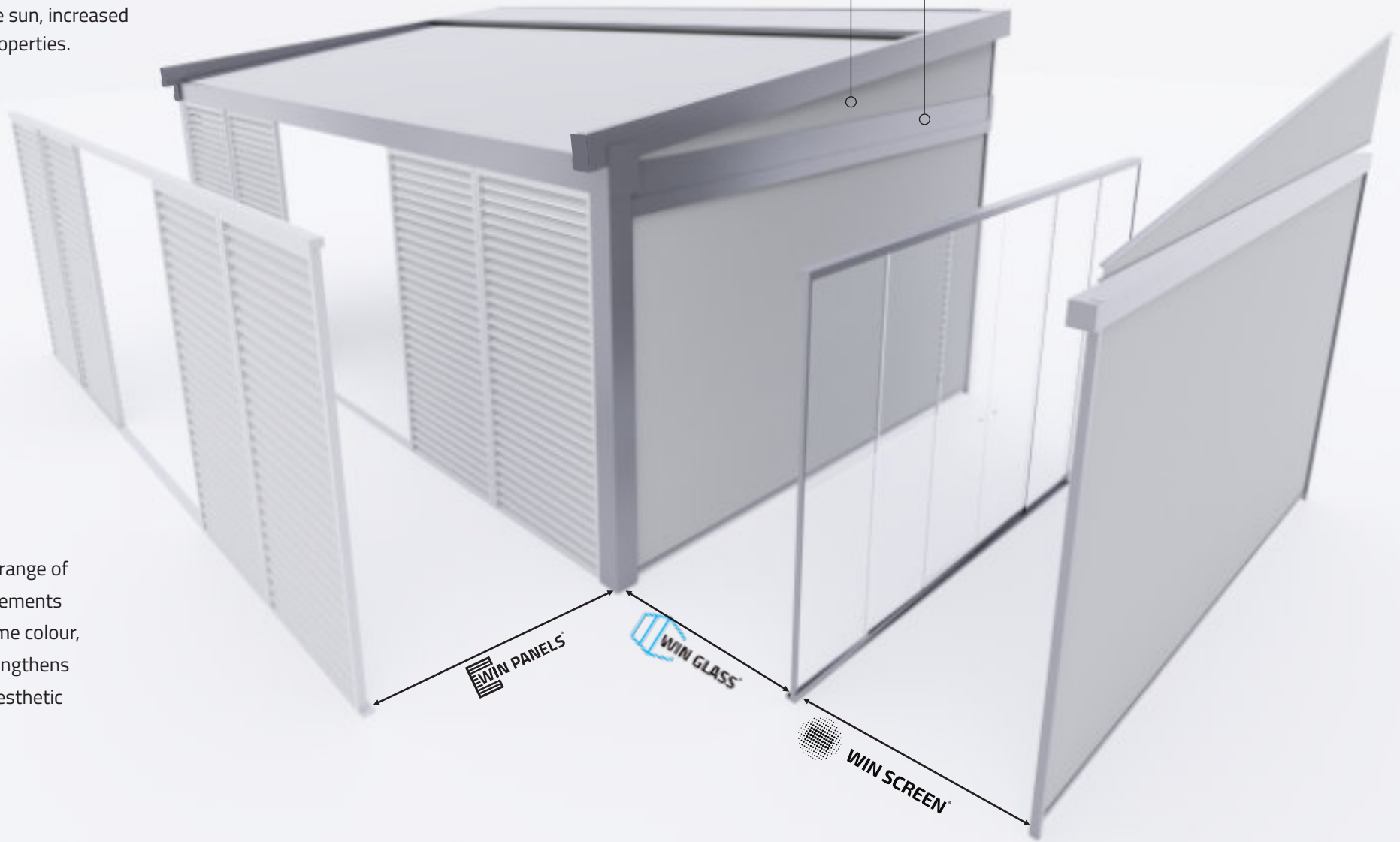
WIN RAIN blends in perfectly with combination of WIN SCREEN roller blinds, WIN GLASS and WIN PANELS

Thanks to the additional use of these three modern systems, the WIN RAIN pergola gains the additional benefit of full protection from the sun, increased privacy and thermal properties.

Thanks to a very wide range of available colours, all elements can be made in the same colour, which additionally strengthens the already amazing aesthetic WIN RAIN values.

THANKS TO ADVANCED MANUFACTURING METHODS, IT IS POSSIBLE TO FILLING THE SPACE ABOVE THE CROSSBAR, WITH THE FABRIC OF YOUR CHOICE, CUT TO SIZE.

THANKS TO THE INSTALLATION OF A SPECIAL CROSS-BEAM, THE WIN RAIN PERGOLA CAN BE FULLY COVERED BY FITTING WIN SCREEN, WIN GLASS AND WIN PANELS





WIN RAIN COLOUR PALETTE

LOUVRES / STRUCTURE / SUPPORTING POSTS / LED LIGHTING



STANDARD COLOURS



Cream white
structural
± RAL 9010



Silver metallic
structural
± RAL 9006



Anthracite
metallic structural
ST-2



Anthracite
structural ST-1
± RAL 7016



Brown
metallic
structural



Black
structural
± RAL 9005



Anthracite metallic
structural DB 703
ST-3

FINE METALLIC STRUCTURES

SMOOTH MATT



White matt
RAL 9016



Cream matt
RAL 1013




Brown matt
RAL 8019



Silver matt
RAL 9006



Anthracite matt
RAL 7016



Black matt
RAL 9005

EXCLUSIVE - FINE METALLIC STRUCTURES



Pearl white
structural



Cold white
structural



Light beige
structural



Beige
structural



Blue gray
structural



Green
structural



Sepia structural



Brown structural



Dark brown
structural



Navy anthracite
structural



Black structural

EXCLUSIVE - SMOOTH METALLIC



Beige matt



Champagne gold
Gold matt
matt ± ANODE C31



Gold matt



Gold olive
matt ± ANODE
C32



Copper brown
matt



Dark brown matt



Silver matt

OUTSIDE WIN CLIMATIC COLOUR PALETTE



TIGER COATINGS



WOOD-LIKE COLOURS



ANY RAL COLOUR



ANODISED COLOURS

FABRIC COLOURS

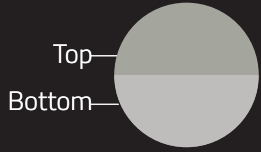
STANDARD FABRICS




112
White




272
Champagne




878
Grey / Light grey




819
Taupe / Champagne



815
Anthracite / Champagne



866
Grey



546
Light blue / Dark White



822
Anthracite



904
Black



8102
White



1103
Off-white




2171
Cloud




2047
Black

ADDITIONAL FABRICS




M005
White




M652
Silver




Serge 600 B0 Solar




001002
Grey / White



001001
Grey / Grey



001010
Grey / Charcoal



010010
Charcoal / Charcoal

ADDITIONAL INFORMATION AND TECHNICAL DRAWINGS



WATER DRAINAGE

Each WIN RAIN pergola is equipped with an innovative water drainage system integrated and concealed in the construction.



STURDY CONSTRUCTION

Durable construction, made from the highest quality components. High resistance to weather conditions, including wind and rain.



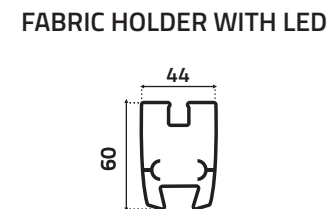
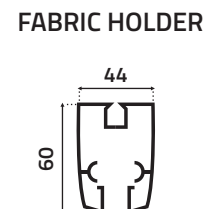
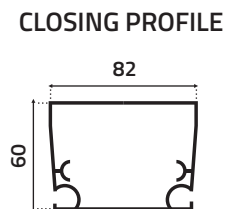
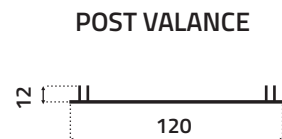
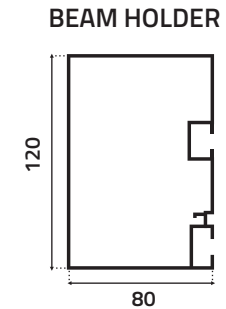
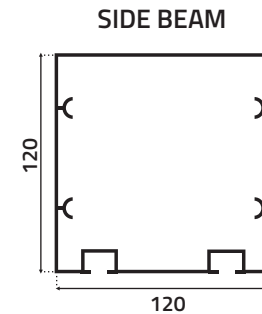
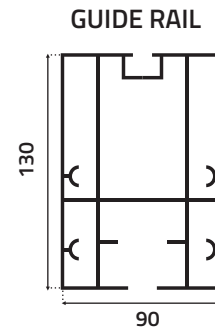
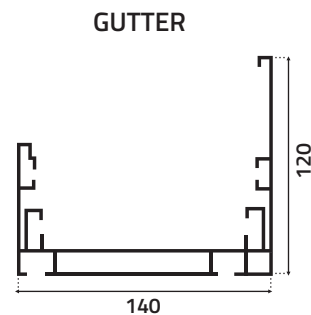
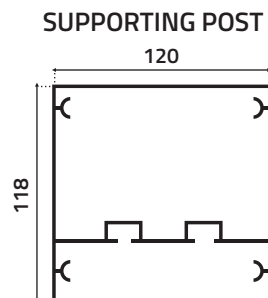
CONCEALED SCREW CONNECTIONS

WIN RAIN is exceptional aesthetics combined with functionality. Hidden screw connections increase additionally the visual properties of the pergola.




5° ANGLE OF INCLINATION

The very low angle of inclination of the pergola, makes it's installation possible in practically any place: home, hotel, restaurant, shop.







WIN SCREEN[®]

EXTERNAL WIN SCREEN® ROLLER BLINDS



Modern covering products, usually mounted on the outer side of a window or a glass wall, similar to classic external roller shutters or facade blinds. Win Screen blinds are above all designed to provide extra protection from excessive sunlight, as well as overheating of windows and rooms in the building. Thanks to the use of external WIN SCREEN roller blinds, we can save up to 58% on building cooling costs. Win Screen blinds reflect as much as up to 95% solar energy and thus allow you to save extra money on artificial lighting. Our WIN SCREEN line blinds not only provide optimal visual and thermal comfort, but also act as protection against insects and wind. Thanks to that, all users can enjoy a peaceful private zone, staying connected with the outside environment at all times.



SUNSCREEN PROPERTIES



LOWERS THE TOTAL COSTS OF BUILDINGS AIR CONDITIONING AND HEATING



VERY HIGH AESTHETICS AND VISUAL PROPERTIES



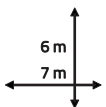
PROTECTION AGAINST INSECTS




PROTECTION AGAINST STRONG WINDS



FLUSH-MOUNTED FITTING OPTION



BIG DIMENSIONS ACHIEVABLE USING SMALL BOXES.



Project location: France
 Box: 131 mm
 System: ZIP
 Fabrics: Copaco, Serge 600 047047
 Casing colour: RAL 7016 Anthracite



Project location: Finland
 Box: 89 mm
 System: screen ZIP
 Fabrics: Copaco, Serge 600 010010
 Casing colour: RAL 9005 Black Mat



Project location: Denmark
 Box: 89 mm
 System: Screen ZIP
 Fabrics: WIN SCREEN 5%, 45-06 Ebony
 Casing colour: RAL 9005 Black Mat



WIN SCREEN®



Project location: Sweden
Box: 103 mm
System: Standard
Fabrics: Copaco, Serge 600 010010
Casing colour: RAL 9005 Black Mat



Project location: Poland
Box: 131 mm
System: ZIP
Fabrics: Copaco, Serge 600 002002
Casing colour: RAL 7016 Anthracite



WIN SCREEN®



WIN SCREEN®



EXTERNAL SCREEN ROLLER BLINDS MODELS

ZIP SYSTEM



RZ-89-ZIP



RZ-103-ZIP



RZ-131-ZIP

FLUSH MOUNTED ZIP/STD/L



STANDARD SYSTEM



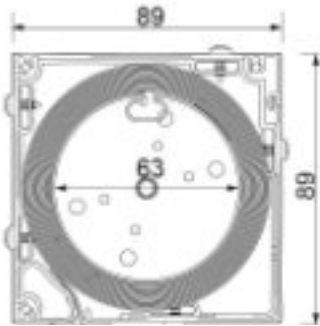
RZ-89 STD / RZ-103 STD / RZ-131 STD

STEEL CORD

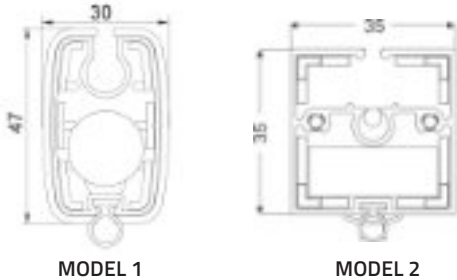


RZ-89 L / RZ-103 L / RZ-131 L

BOX SHAPE 90°



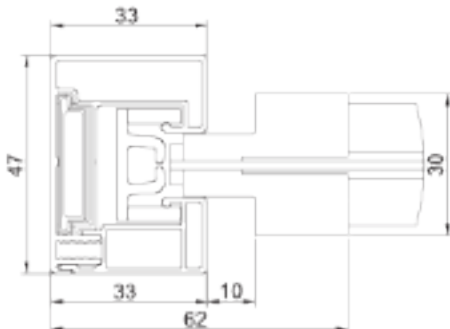
BOTTOM BAR



MODEL 1

MODEL 2

ZIP GUIDE RAIL



WIN SCREEN® RZ-89 ZIP




SIZE	
MIN. WIDTH	500 mm
MAX. WIDTH	3000 mm
MIN. HEIGHT	500 mm
MAX. HEIGHT	2400 mm

RZ-89-ZIP is a universal model of external/ facade roller blind in a self-supporting box with ZIP guide rails. The fabric is inserted and stretched in special two-piece guides, using zipper technology. ZIP system guarantees perfect fabric tension, thanks to which our roller is very stable, wind and insect proof. External roller blinds are designed for direct fitting in the window recess – window joinery, outside the window recess – to the wall. In this regard, they are similar to external aluminum roller blinds or facade blinds. Only 90° box shape is available in 89mm size. Maintenance flap is located at the front of the roller blinds box which enables easier servicing. The box profile and guide rails are made of extruded aluminum, which allows us to manufacture products up to 3000 mm width and 2400 mm height.

CONFIGURATION EXAMPLE

BOX SHAPE



90°

BOTTOM BAR




MODEL 1



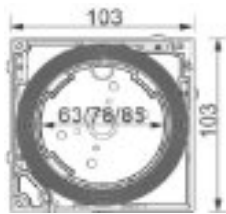
MODEL 2

ZIP GUIDE RAIL

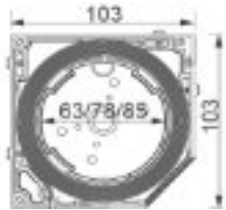


Project location: Norway
Box: 89 mm
System: ZIP
Fabrics: Copaco, Serge 600 001005
Copaco, Serge 600 001006
Casing colour: RAL 7016 Anthracite

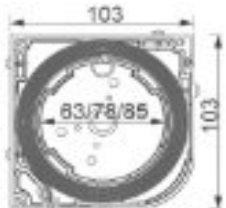
BOX SHAPE 90°



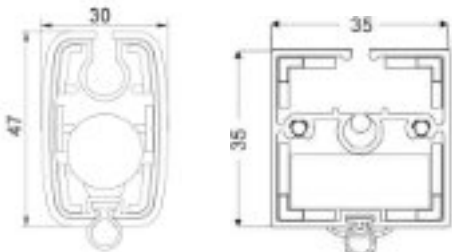
BOX SHAPE 45°



BOX SHAPE OVAL°



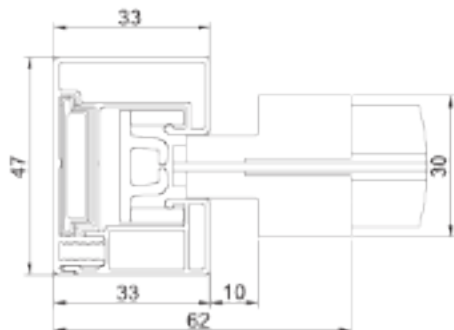
BOTTOM BAR



MODEL 1

MODEL 2

ZIP GUIDE RAIL



WIN SCREEN® RZ-103 ZIP



SIZE	
MIN. WIDTH	500 mm
MAX. WIDTH	5000 mm
MIN. HEIGHT	500 mm
MAX. HEIGHT	3000 mm

RZ-103-ZIP is a universal model of an external/ facade roller blind in a self-supporting box with ZIP guide rails. The fabric is inserted and stretched in special two-piece guides, using zipper. ZIP system guarantees perfect fabric tension, thanks to which our roller is very stable, wind and insect proof. External roller blinds are designed for direct fitting in the window recess – window joinery, outside the window recess – to the wall. In this regard, they are similar to external aluminum roller blinds or facade blinds. The 103 mm box has three shapes: 45°, 90° and oval. Maintenance flap is located at the front of the roller blinds box which enables easier servicing. The box profile and guide rails are made of extruded aluminum, which allows us to manufacture products up to 5000 mm width and 3000 mm height.

CONFIGURATION EXAMPLE

BOX SHAPE



90°



45°



OVAL

BOTTOM BAR


MODEL 1



MODEL 2

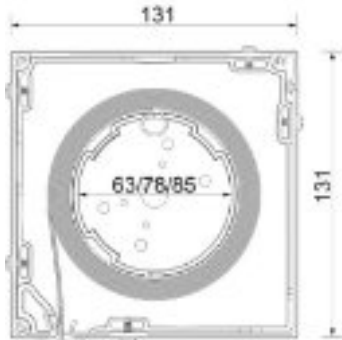


ZIP GUIDE RAIL

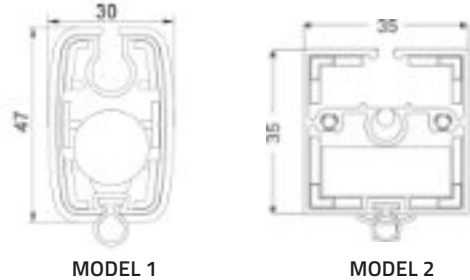


Project location: Finlandia
Box: 103 mm
System: ZIP
Fabrics: Copaco, Serge 600 030030
Casing colour: RAL 9005 Black Matt

BOX SHAPE 90°



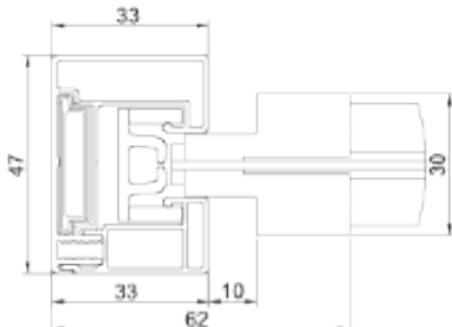
BOTTOM BAR



MODEL 1

MODEL 2

ZIP GUIDE RAIL



WIN SCREEN® RZ-131 ZIP




SIZE	
MIN. WIDTH	500 mm
MAX. WIDTH	7000 mm
MIN. HEIGHT	500 mm
MAX. HEIGHT	6000 mm

RZ-131-ZIP is a universal model of an external/ facade roller blind in a self-supporting box with ZIP guide rails. The fabric is inserted and stretched in special two-piece guides, using zipper. ZIP system guarantees perfect fabric tension, thanks to which our roller is very stable, wind and insect proof. External roller blinds are designed for direct fitting in the window recess – window joinery, outside the window recess – to the wall, as side filling in pergolas, winter gardens and other garden terraces. Maintenance flap is located at the front of the roller blinds box which enables easier servicing. Boxes and guide rails are made of extruded, reinforced aluminium. It allows us to manufacture win screen blinds up to 7000 mm width - total surface of up to 27 m² for selected fabrics.

CONFIGURATION EXAMPLE

BOX SHAPE



90°

BOTTOM BAR




MODEL 1



MODEL 2

ZIP GUIDE RAIL

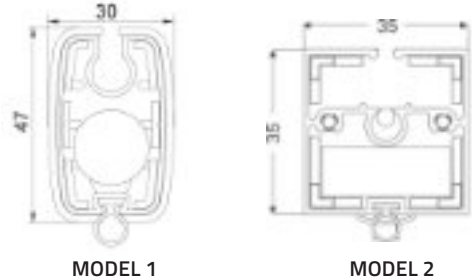


Project Location: Finland
Box: 131 mm
System: ZIP
fabrics: Copaco, Serge 600 047047
Casing colour: RAL 7016 Anthracite

BOX SHAPE 90°



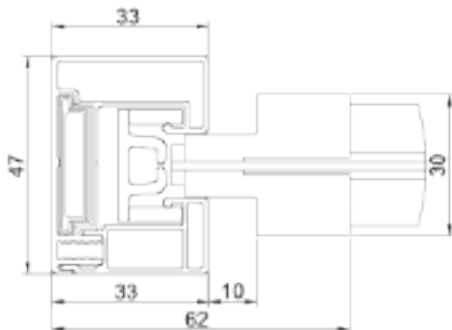
BOTTOM BAR



MODEL 1

MODEL 2

ZIP GUIDE RAIL



WIN SCREEN® RZP-131 ZIP




SIZE	
MIN. WIDTH	500 mm
MAX. WIDTH	5400 mm
MIN. HEIGHT	500 mm
MAX. HEIGHT	6000 mm

RZP-131-ZIP is a version of an external roller blind with ZIP guide rails designed for installation with the maintenance flap located at the bottom of the box allowing for much easier servicing. The used fabric is inserted and stretched in special two-piece guides, using zip technology. The fitting bracket in the front of the box allows any types of plastering to be used. Our box profile can be plastered and insulated from every side, leaving only the maintenance flap at the bottom. The special construction of the guide rails enables their partial built-in installation, thanks to which the whole system blends in perfectly with the building facade. Only 90 ° box profile type in 131 mm size is available, thanks to small size of the box we can apply insulation from 140 mm – 150 mm thick. The guide rails are made of extruded aluminum, while the box is made of cold-bended aluminum sheet, which allows us to manufacture products up to 5400 mm width and 6000 mm height

CONFIGURATION EXAMPLE

BOX SHAPE



90°

BOTTOM BAR




MODEL 1



MODEL 2

ZIP GUIDE RAIL

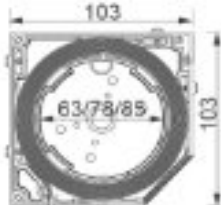


Project location: Norway
Box: 131 mm
System: Flush mounted ZIP
Fabrics: Copaco, Serge BO Lunar 010010
Casing colour: RAL 7016 Anthracite

BOX SHAPE 90°



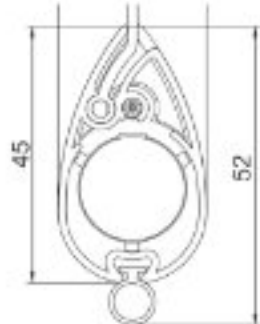
BOX SHAPE 45°




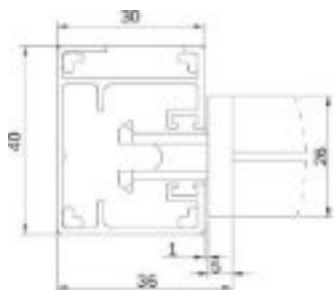
BOX SHAPE OVAL



BOTTOM BAR



STANDARD GUIDE RAIL



WIN SCREEN® RZ-89 STD / RZ-103 STD / RZ-131 STD



SIZE	RZ-89-STD	RZ-103-STD	RZ-131-STD
MIN. WIDTH	500 mm	500 mm	500 mm
MAX. WIDTH	3000 mm	5000 mm	5000 mm
MIN. HEIGHT	500 mm	500 mm	500 mm
MAX. HEIGHT	2800 mm	4000 mm	6000 mm

RZ-89-STD / RZ-103-STD / RZ-131-STD is a version of an external / facade roller blind with STANDARD guide rails made from extruded aluminum. The fabric is tensioned by gravity thanks to a heavy weight bar, which is guided through single side guides, whereas systemically the narrower material ensures proper air circulation between the roller blinds and the window.

CONFIGURATION EXAMPLE

BOX SHAPE

RZ-89 STD
RZ-103 STD
RZ-131 STD



90°

RZ-103 STD



45°

RZ-103 STD




OVAL

BOTTOM BAR



STANDARD GUIDE RAIL



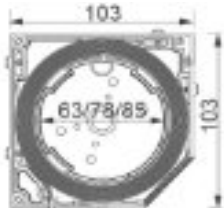
Project location: Sweden
Box: 103 mm
System: Standard
Fabrics: Copaco, Serge 600 010010
Casing colour: RAL 9005 Black Matt

BOX SHAPE 90°



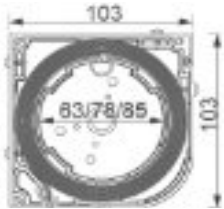
RZ-89 L
RZ-103 L
RZ-131 L

BOX SHAPE 45°



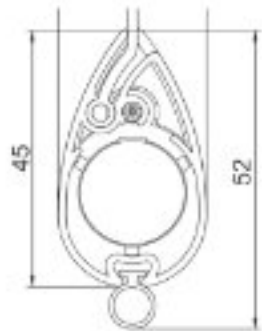
RZ-103 L

BOX SHAPE OVAL

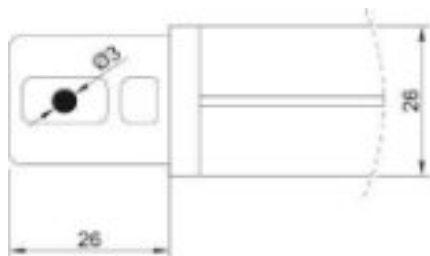


RZ-103 L

BOTTOM BAR



STEEL CORD



WIN SCREEN® RZ-89 L / RZ-103 L / RZ-131 L




SIZE	RZ-89-L	RZ-103-L	RZ-131-L
MIN. WIDTH	500 mm	500 mm	500 mm
MAX. WIDTH	3000 mm	5000 mm	5000 mm
MIN. HEIGHT	500 mm	500 mm	500 mm
MAX. HEIGHT	2800 mm	4000 mm	6000 mm

RZ-89-L / RZ-103-L / RZ-131-L instead of guide rails stainless steel wire \varnothing 3 mm is applied. The box profile and guide rails in both designs are made of extruded aluminum, which allows us to manufacture products up to 3000 mm width and 2800 mm

CONFIGURATION EXAMPLE

RZ-89 L
RZ-103 L
RZ-131 L



90°

RZ-103 L



45°

RZ-103 L




OVAL

BOTTOM BAR



STEEL CORD



Project location: Sweden
Box: 131 mm
System: Steel cord
Fabrics: Copaco, Serge 600 002007
Casing colour: RAL 7016 Anthracite

WIN SCREEN COLOUR PALETTE

BOX / GUIDE RAILS / BOTTOM BAR



STANDARD COLOURS

FINE METALLIC STRUCTURES



Cream white structural
± RAL 9010



Silver metallic structural
± RAL 9006



Anthracite metallic structural ST-2



Anthracite structural ST-1
± RAL 7016



Brown metallic structural



Black structural
± RAL 9005



Anthracite metallic structural DB 703 ST-3



White matt
RAL 9016



Cream matt
RAL 1013




Brown matt
RAL 8019



Silver matt
RAL 9006



Anthracite matt
RAL 7016



Black matt
RAL 9005

SMOOTH MATT

ADDITIONAL COLOURS

EXCLUSIVE - FINE METALLIC STRUCTURES



Pearl white structural



Cold white structural



Light beige structural



Beige structural



Blue gray structural



Green structural



Sepia structural



Brown structural



Dark brown structural



Navy anthracite structural



Black structural

EXCLUSIVE - SMOOTH METALLIC



Beige matt



Champagne gold
Gold matt
matt ± ANODE C31



Gold matt



Gold olive
matt ± ANODE
C32



Copper brown
matt



Dark brown matt



Silver matt

OUTSIDE WIN SCREEN STANDARD COLOUR PALETTE



TIGER COATINGS



WOOD-LIKE COLOURS



ANY RAL COLOUR



ANODISED COLOURS



WIN SCREEN®

COLLECTION:



WIN SCREEN

- WIN SCREEN 1 (1%)
- WIN SCREEN 3 (3%)
- WIN SCREEN 5 (5%)
- WIN SCREEN 10 (10%)



- SERGE 600 BO LUNAR (BLACK OUT)
- SERGE 100 (1%)
- SERGE 600 (5%)



- SOLTIS 92 (4%)
- SOLTIS 86 (14%)
- SOLTIS VEOZIP (5%)



- CRISTAL TRIO

PVC / CRISTAL FOIL MODELS AVAILABLE:

Model 1



Model 2



Model 3



FABRICS COLOURS



WIN SCREEN



copaco
screenweavers

WIN SCREEN 1 (1%)

1	2	3
WIN SCREEN 1 / 51-01	WIN SCREEN 1 / 51-08	WIN SCREEN 1 / 51-06
CHALK	SOFT GREY	EBONY

SERGE 600 BO LUNAR (BLACK OUT)

1	2	3	4	5	6	7	8
SERGE 600 BO LUNAR / 002 002	SERGE 600 BO LUNAR / 002 007	SERGE 600 BO LUNAR / 001 002	SERGE 600 BO LUNAR / 007 007	SERGE 600 BO LUNAR / 001 001	SERGE 600 BO LUNAR / 033 001	SERGE 600 BO LUNAR / 001 010	SERGE 600 BO LUNAR / 010 010
FRONT: WHITE BACK: WHITE	FRONT: WHITE BACK: SILVER	FRONT: GREY BACK: SILVER	FRONT: PEARL GREY BACK: SILVER	FRONT: GREY BACK: SILVER	FRONT: OYSTER SHELL BACK: SILVER	FRONT: GREY BACK: SILVER	FRONT: CHARCOAL BACK: SILVER

WIN SCREEN 5 (5%)

1	2	3	4	5	6	7
WIN SCREEN 5 / 45-01	WIN SCREEN 5 / 45-11	WIN SCREEN 5 / 45-10	WIN SCREEN 5 / 45-03	WIN SCREEN 5 / 45-08	WIN SCREEN 5 / 45-05	WIN SCREEN 5 / 45-06
CHALK	BEIGE PEARL GREY	CHARCOAL DARK BRONZE	CHALK SOFT GREY	SOFT GREY	CHARCOAL IRON GREY	EBONY

SERGE 100 (1%)

1	2	3	4	5	6	7	8	9
SERGE 100 / 002 002	SERGE 100 / 008 008	SERGE 100 / 011 011	SERGE 100 / 002 007	SERGE 100 / 001 002	SERGE 100 / 010 011	SERGE 100 / 002 007	SERGE 100 / 001 002	SERGE 100 / 010 010
FRONT: WHITE BACK: WHITE	FRONT: LINEN BACK: LINEN	FRONT: BRONZE BACK: BRONZE	FRONT: WHITE BACK: PEARL GREY	FRONT: GREY BACK: WHITE	FRONT: PEARL GREY BACK: PEARL GREY	FRONT: GREY BACK: GREY	FRONT: GREY BACK: CHARCOAL	FRONT: CHARCOAL BACK: CHARCOAL

SERGE 600 (5%)

1	2	3	4	5	6	7
SERGE 600 / 002 002	SERGE 600 / 008 008	SERGE 600 / 033 033	SERGE 600 / 011 011	SERGE 600 / 010 010	SERGE 600 / 002 007	SERGE 600 / 001 002
FRONT: WHITE BACK: WHITE	FRONT: LINEN BACK: LINEN	FRONT: SANDSTONE BACK: SANDSTONE	FRONT: BRONZE BACK: BRONZE	FRONT: CHARCOAL BACK: BRONZE	FRONT: WHITE BACK: PEARL GREY	FRONT: GREY BACK: WHITE
8	9	10	11	12	13	14
SERGE 600 / 007 007	SERGE 600 / 001 001	SERGE 600 / 033 001	SERGE 600 / 001 010	SERGE 600 / 047 047	SERGE 600 / 010 010	SERGE 600 / 030 030
FRONT: PEARL GREY BACK: PEARL GREY	FRONT: GREY BACK: GREY	FRONT: OYSTER SHELL BACK: OYSTER SHELL	FRONT: GREY BACK: CHARCOAL	FRONT: ANTHRACITE GREY BACK: ANTHRACITE GREY	FRONT: CHARCOAL BACK: CHARCOAL	FRONT: PURE BLACK BACK: PURE BLACK

SERGE 600 COLORS (5%)

1	2	3	4	5	6	7
SERGE 600 001 006	SERGE 600 001 004	SERGE 600 001 005	SERGE 600 001 012	SERGE 600 001 044	SERGE 600 001 014	SERGE 600 001 009
FRONT: GREY/YELLOW BACK: GREY/YELLOW	FRONT: GREY/GOLD BACK: GREY/GOLD	FRONT: GREY/MANDARIN BACK: GREY/MANDARIN	FRONT: GREY/GREEN BACK: GREY/GREEN	FRONT: PALM BACK: PALM	FRONT: GREY BACK: TURQUOISE	FRONT: GREY BACK: BLUE AZURE



SOLTIS 92 (4%)

7	8	9	10
SOLTIS 92 / 92-2171	SOLTIS 92 / 92-2167	SOLTIS 92 / 92-2047	SOLTIS 92 / 92-51176
BOULDER	CONCRETE	ANTHRACITE	DEEP BLACK

TRANSPARENT FOIL (CRISTAL TRIO)

1
CRISTAL TRIO / 8163

SOLTIS 86 (14%)

1	2	3	4
SOLTIS 86 / 86-2171	SOLTIS 86 / 86-2167	SOLTIS 86 / 86-2047	SOLTIS 86 / 86-51176
BOULDER	CONCRETE	ANTHRACITE	DEEP BLACK

SOLTIS VEOZIP (5%)

1	2	3	4
VEOZIP / 7605 - 51184	VEOZIP / 7605 - 51192	VEOZIP / 7605 - 51194	VEOZIP / 7605 - 51198
FROST WHITE	SEA LION	SHADOW	GRAPHITE BLACK

MOTORS / CONTROLS / AUTOMATION



RADIO CONTROLLED IO MOTORS / 2-WAY REMOTE CONTROLS

- TOUCH SWITCHES
- REMOTES



RADIO CONTROLLED RTS MOTORS / 1-WAY REMOTE CONTROLS - SOMFY

- TOUCH SWITCHES
- REMOTES



RADIO CONTROLLED RTS MOTORS / 1-WAY REMOTE CONTROLS - YOODA

- TOUCH SWITCHES
- REMOTES



WIRED MOTORS CONTROLS:

- MECHANICAL
- TOUCH
- GLASS



SOLAR & WIND AUTOMATION FOR WIRED AND RADIO CONTROLLED / IO MOTORS.


Enables automatic blinds lowering in the event of strong sunlight and raising the blinds in case of strong winds providing additional protection against damage.



SMART HOME

- TAHOMA
- CONNEXOON
- YODA SMART HOME

Central units allow radio controlled motors control through internet access or by smartphone / tablet.



SOLAR / BATTERY POWERED MOTORS





Project location: Sweden
Box: 103 mm
System: ZIP
Fabrics: WIN SCREEN 3% 43-08 fabrics
Casing colour: RAL 9006 Gray/Silver





TOUGHENED GLASS SLIDING PANELS SYSTEM, DEDICATED FOR PERGOLAS AND GLASS ROOFS.

WIN GLASS IS AN AMAZING COMBINATION OF OPTIMAL VISUAL AND THERMAL COMFORT AND ALSO A GREAT PROTECTION AGAINST EXTERNAL CONDITIONS.

THANKS TO THE USE OF 10MM TOUGHENED GLASS AND UNIQUE SOLUTIONS, THE SYSTEM PROVIDES SAFE USE OF THE TERRACE SPACE AT HOME AND BOTH RESTAURANT, HOTEL.

WIDE CHOICE OF ACCESSORIES, CONSTRUCTION COLOURS AND GLAZING MODELS MAKE WIN GLASS PERFECTLY FITTED IN ANY ENVIRONMENT AND WILL FULFILL EVEN THE MOST DEMANDING EXPECTATIONS.



VERY WIDE CHOICE OF COLOURS AND GLASS SHADES



SUNSHADING PROPERTIES INCREASED THANKS TO SCREEN BLINDS



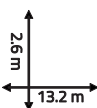
(AN ELEGANT AND MODERN) REFINED SYSTEM THAT IMPROVES VISUAL CONDITIONS



INSECT PROOF



WIND PROTECTION

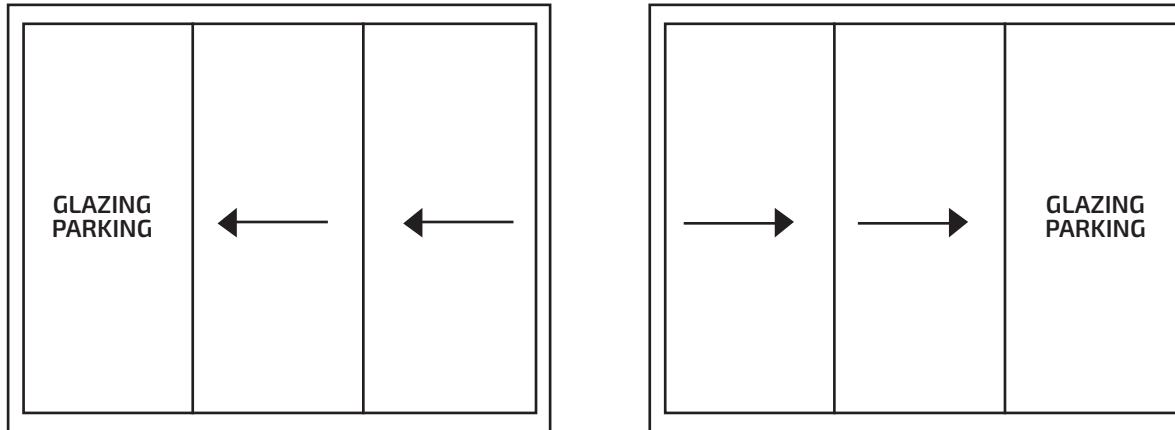


LARGE DIMENSIONS ARE POSSIBLE THANKS TO USE OF MODERN SOLUTIONS

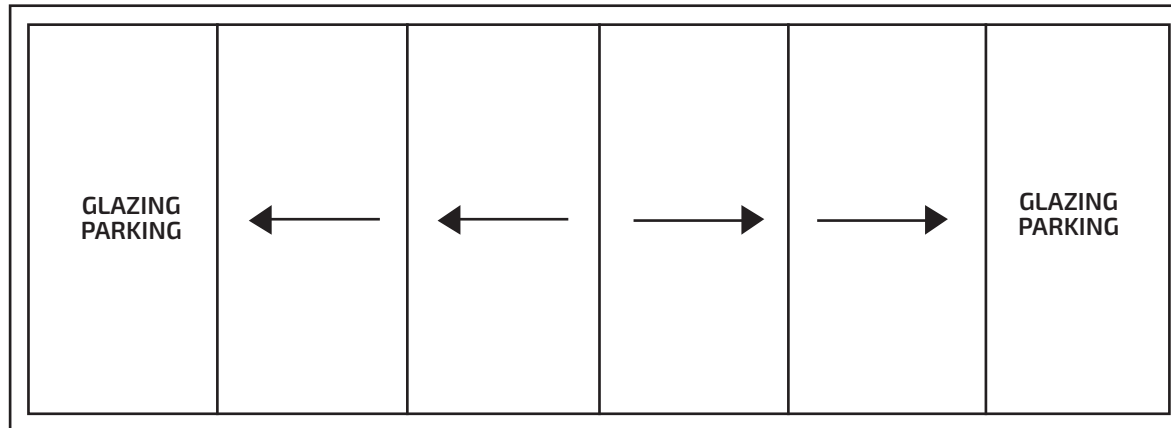




ONE-SIDED SLIDING

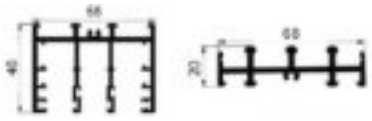


TWO-SIDED SLIDING



TECHNICAL DATA

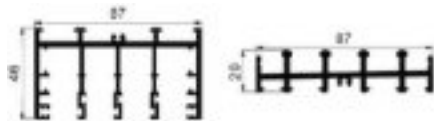
3 TRACKS RAIL



HEAD RAIL

BOTTOM RAIL

4 TRACKS RAIL



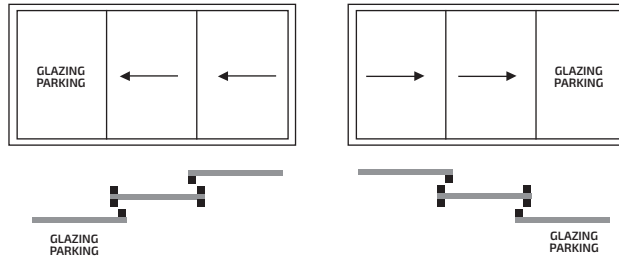
HEAD RAIL

BOTTOM RAIL

TOUGHENED GLASS SLIDING PANELS SYSTEM - ONE-SIDED SLIDING

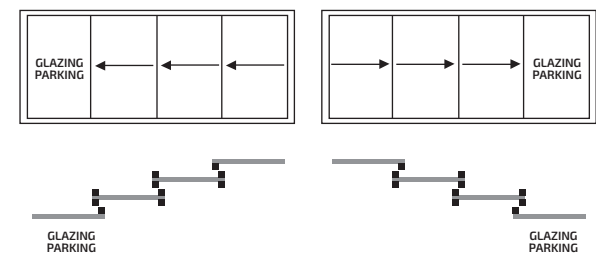
**3 TRACKS RAIL - ONE-SIDED SLIDING
- 3 TOUGHENED GLASS PANELS**

Opening direction (Outside view)



**4 TRACKS RAIL - ONE-SIDED SLIDING
- 4 TOUGHENED GLASS PANELS**

Opening direction (Outside view)



5 TRACKS RAIL

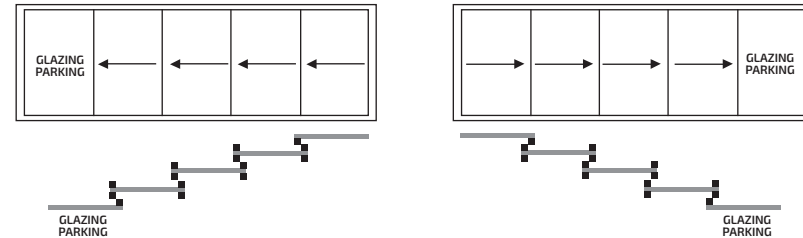


HEAD RAIL

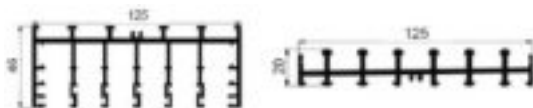
BOTTOM RAIL

**5 TRACKS RAIL - ONE-SIDED SLIDING
- 5 TOUGHENED GLASS PANELS**

Opening direction (Outside view)



6 TRACKS RAIL

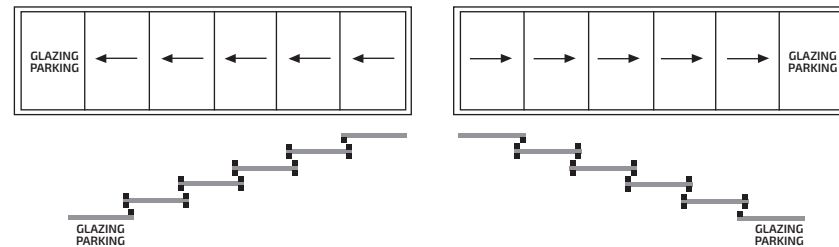


HEAD RAIL

BOTTOM RAIL

**6 TRACKS RAIL - ONE-SIDED SLIDING
- 6 TOUGHENED GLASS PANELS**

Opening direction (Outside view)

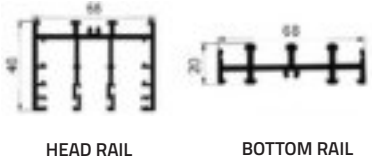


Specifications:

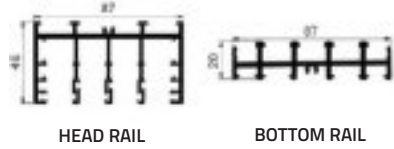
Total width (one-sided sliding)	min. 1940 mm / max. 6600 mm
Glass Width	min. 650 mm / max. 990 mm (Panels overlap by about 20-30mm)
Maximum total height	2600 mm
Glazing	10 mm toughened glass
Fitting	Top rail - surface fitting Bottom rail - surface or ground fitting

TECHNICAL DATA

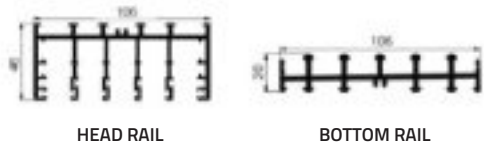
**3 TRACKS RAIL
(6 glass panels)**



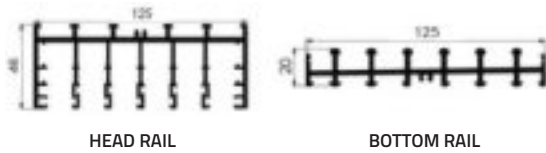
**4 TRACKS
(8 glass panels)**



**5 TRACKS
(10 glass panels)**

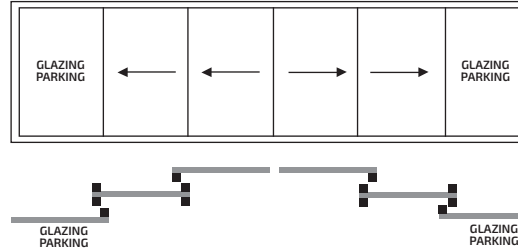


**6 TRACKS
(12 glass panels)**

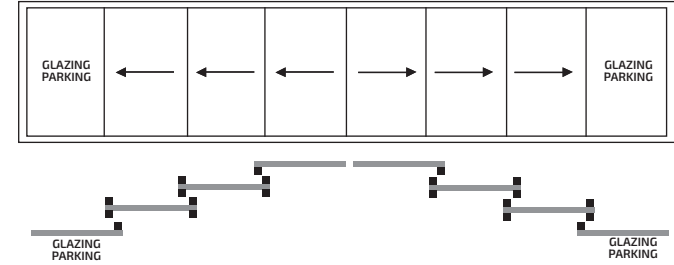


TOUGHENED GLASS SLIDING PANELS SYSTEM - TWO-SIDED SLIDING

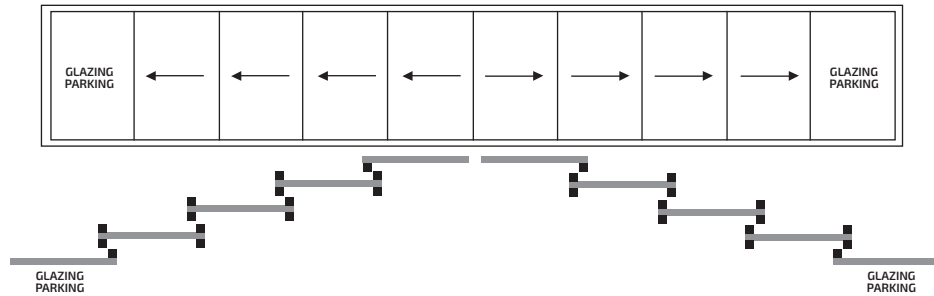
**3 TRACKS RAIL - TWO-SIDED SLIDING
- 6 TOUGHENED GLASS PANELS**
Opening direction (Outside view)



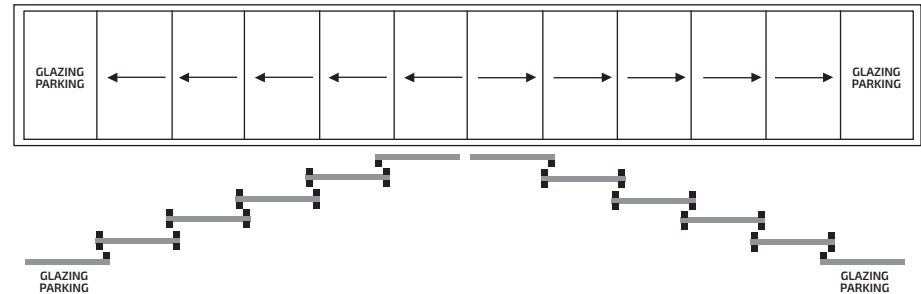
**4 TRACKS RAIL - TWO-SIDED SLIDING
- 8 TOUGHENED GLASS PANELS**
Opening direction (Outside view)



**5 TRACKS RAIL - TWO-SIDED SLIDING
- 10 TOUGHENED GLASS PANELS**
Opening direction (Outside view)



**6 TRACKS RAIL - TWO-SIDED SLIDING
- 12 TOUGHENED GLASS PANELS**
Opening direction (Outside view)

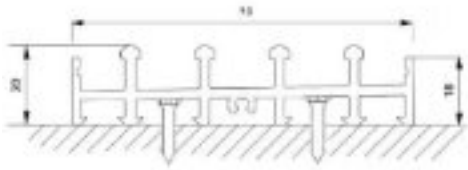


Specifications:

Total width (two-sided sliding)	min. 3800 mm / max. 13200 mm
Glass Width	min. 650 mm / max. 990 mm (Panels overlap by about 20-30mm)
Maximum total height	2600 mm
Glazing	toughened glass 10 mm
Fitting	Top rail - surface fitting Bottom rail - surface or ground fitting

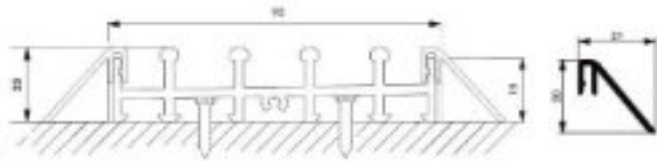
Bottom rail / valance fixing type

TYPE - A



Bottom rail surface fitting - no valance.
Example: bottom rail 4 - tracks.

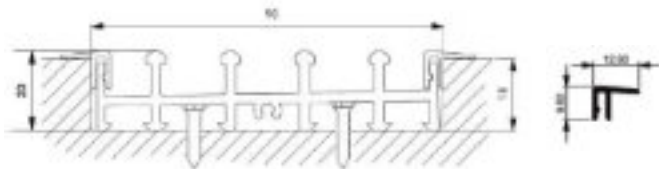
TYPE - B



Bottom rail surface fitting - valance Type - B.
Example: bottom rail 4 - tracks

Bottom rail valance - surface fitting

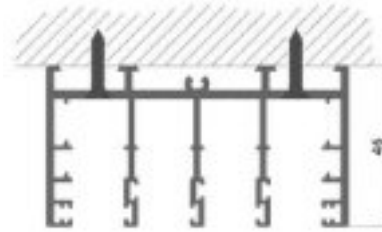
TYPE - C



Bottom rail surface fitting - valance Type - C.
Example: bottom rail 4 - tracks

Bottom rail valance - recessed fitting

Head rail fitting



Head rail surface fitting.
Example: head rail 4 - tracks.

Side vertical profiles fitting



Side vertical profiles surface fitting.
Example: rail 4 - tracks

Side vertical profile "U" 26x26 mm

Sliding panel brush



Glass bottom profile



Toughened glass sliding panels system, dedicated for pergolas and glass roofs.

Complete system's set includes:

- 10mm toughened glass panels.
- bottom and head rail: 3, 4, 5 or 6 tracks,
 - vertical side profiles,
 - stainless steel handles,
- possibility to fix the bottom rail to the surface or the ground.

Optional:

- side rails valances,
- lock in the first sliding panel,
- sliding panel brush.

Handles - knobs:

TYPE - A



One-sided chrome knob

TYPE - B



Two-sided chrome knob

TYPE - C



Stainless steel recessed handle

Lock - blockade
TYPE - C



First sliding panel lock

WIN GLASS COLOUR PALETTE

CASING COLOURS / ALUMINIUM PROFILES (BOTTOM AND HEAD RAIL, GLASS BOTTOM PROFILE, VERTICAL SIDE PROFILE)

STANDARD COLOURS

FINE METALLIC STRUCTURES



SMOOTH MATT



ADDITIONAL COLOURS

EXCLUSIVE - FINE METALLIC STRUCTURES



EXCLUSIVE - SMOOTH METALLIC



OUTSIDE WIN GLASS COLOUR PALETTE



FLOAT (toughened glass - clear)

BROWN (toughened glass - dyed in brown mass)

DIAMANT (toughened, cristal glass - very high light transparency and lacking any green shades)

MILK (toughened glass - chemically etched on one surface dyed in milk mass)

GRAPHITE (toughened glass - dyed in graphite mass)

BLACK (toughened glass - dyed in black mass - large blackout)

MIRROR (partially reflective mirror - reflective on one side and transparent at the other. Perception of one-way transmission depends on lighting conditions)



TIGER COATINGS



ANY RAL COLOUR



WOOD-LIKE COLOURS



ANODISED COLOURS





The logo for EWIN PANELS features a stylized square icon on the left, composed of horizontal bars and a vertical line, resembling a window or panel. To the right of the icon, the text "EWIN PANELS" is written in a bold, white, sans-serif font. A registered trademark symbol (®) is positioned at the top right of the word "PANELS".

EWIN PANELS[®]

WIN PANELS®

ALUMINIUM WIN PANELS SYSTEM - STYLE, FUNCTIONALITY, INNOVATION, MODERN SOLUTIONS AND UNIQUE DESIGN.

WIN PANELS IS A MODERN COVERING PRODUCT, WHICH IS AN IDEAL SOLUTION DEDICATED TO PERGOLAS, TERRACE ROOFING AND MUCH MORE. WIN PANELS PROVIDE ADDITIONAL PROTECTION AGAINST WEATHER CONDITIONS, INCREASE PRIVACY AND IMPROVE THE AESTHETIC VALUE OF ANY SPACE THROUGH THEIR AMAZING DESIGN.

THE USE OF ROTATING SLATS, ADJUSTABLE FROM 0 TO 90 DEGREES, GIVES YOU THE POSSIBILITY TO ADJUST THE INTENSITY OF THE LIGHT.

WIDE RANGE OF ACCESSORIES, COLOURS OF CONSTRUCTION AND MODELS MAKE WIN PANELS PERFECTLY FIT INTO ANY ENVIRONMENT AND MEET EVEN THE MOST DEMANDING EXPECTATIONS.



VERY WIDE CHOICE OF COLOURS AND GLASS SHADES



SUNSHADING PROPERTIES INCREASED THANKS TO SCREEN BLINDS



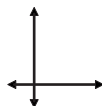
(AN ELEGANT AND MODERN) REFINED SYSTEM THAT IMPROVES VISUAL CONDITIONS



INSECT PROOF



WIND PROTECTION

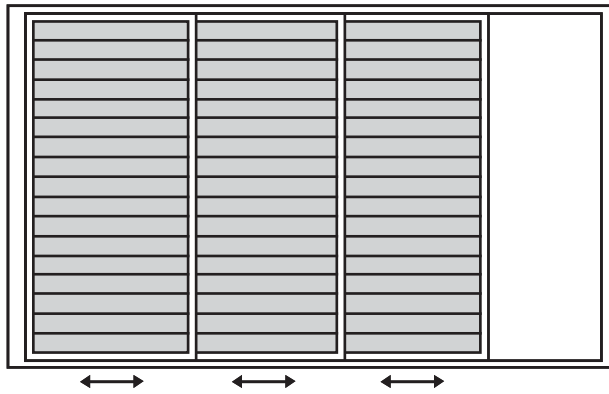


LARGE DIMENSIONS ARE POSSIBLE THANKS TO USE OF MODERN SOLUTIONS

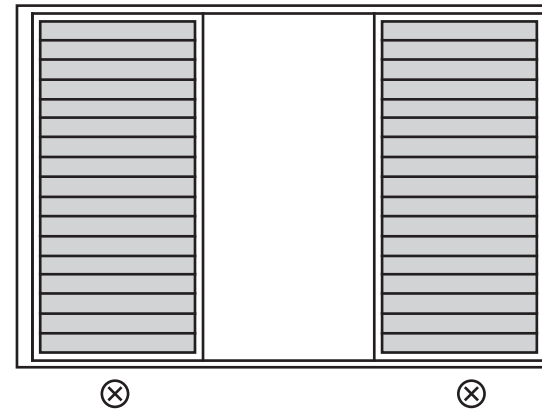




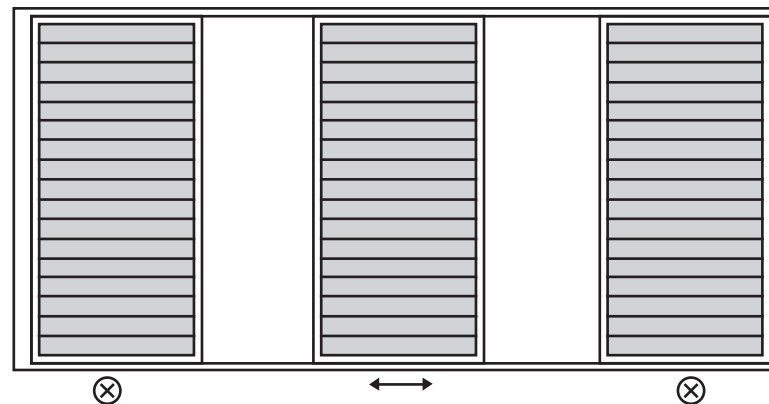
SLIDING PANELS



FIXED PANELS

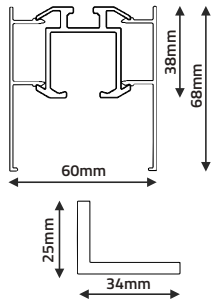


MIX - SLIDING & FIXED PANELS

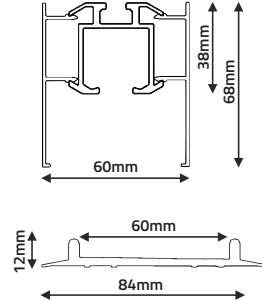


TECHNICAL DATA OF PANELS SLIDING SYSTEM

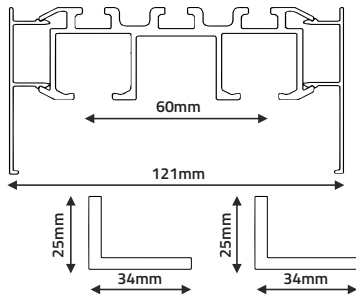
TYP A - 1 TOR



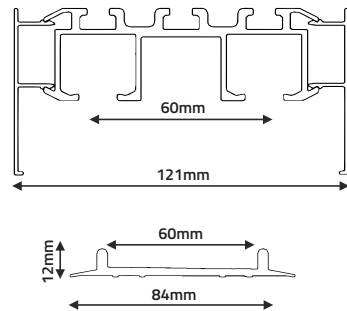
TYP A SLIM - 1 TOR



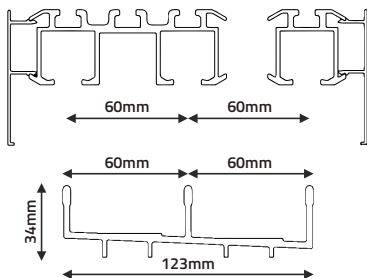
TYP B - 2 TORY



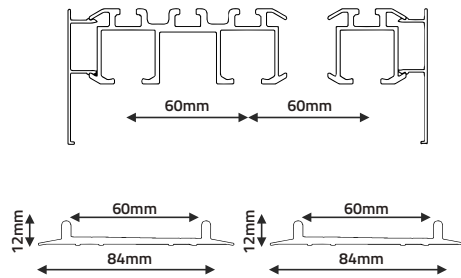
TYP B SLIM - 2 TORY



TYP C - 3 TORY



TYP C SLIM - 3 TORY



PANELS CONFIGURATION

SLIDING PANELS

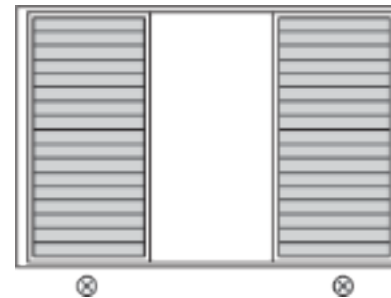


Sliding panels ensure full mobility of the system and free adjustable position of the panels. It is possible to choose a single- or double-sided sliding option.

The use of modern solutions ensures system exceptionally easy to install and use. The panels can move along one, two, three or four tracks, which gives a wide range of configuration possibilities.

The option of using rotating slats additionally increases the ability to regulate the level of illumination.

FIXED PANELS

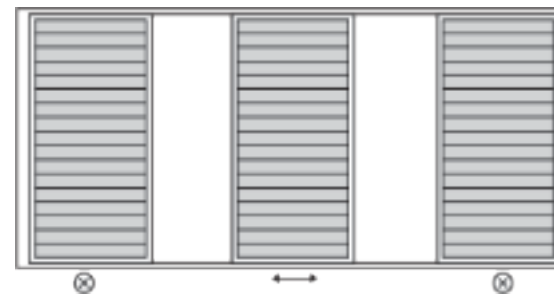


The fixed panels are a very simple solution, allowing permanent additional protection of any pergola, terrace or other roofing area against excessive sunlight, wind, sun and precipitation.

The possibility of a very wide system configuration and practically unlimited installation.

The option of using rotating slats, which additionally increase the ability to regulate the level of illumination.

MIX - SLIDING & FIXED



Thanks to the use of modern solutions, WIN PANELS gives you the possibility to combine sliding and fixed panels in one system.

This combination gives an unprecedented possibility of any configuration, which will be able to meet even the highest requirements.

The option of using rotating slats, which additionally increase the ability to adjust the illumination level.

SIZE OF 1 PANEL

	TYPE-1 & TYPE-2
MAX. WIDTH	1800 mm
MAX. HEIGHT	2800 mm
MAX. HEIGHT WITH HEAD RAIL AND BOTTOM RAIL	2900 mm

INSTALLATION OF A SLIDING PANEL SYSTEM

The sliding panel system is mounted on the surface with the bottom profile can be recessed into the floor.

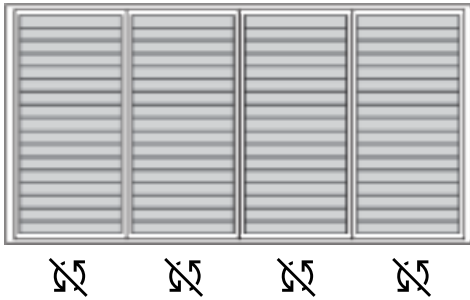
INSTALLATION OF FIXED PANEL SYSTEM

Fixed panels are installed by fixing them directly to the floor or ceiling, using a special strip and screws.

ROTATING SLATS



FIXED SLATS



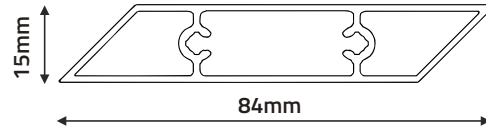
ROTATING + FIXED SLATS



In rotating slats (Type 1),
opening from 0 to 90 degrees.


PROFILES

PROFIL LAMELI

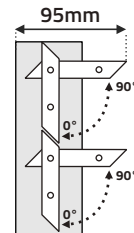


TYPE 1

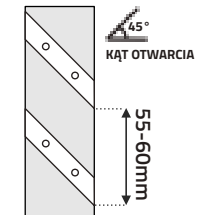
PROFIL FRONTOWY PANELU NA SZYBIE PRZESUWNEJ



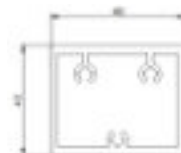
BOCZNY PROFIL PANELU Z LAMELAMI OBROTOWYMI



BOCZNY PROFIL PANELU Z LAMELAMI NIEOBROTOWYMI



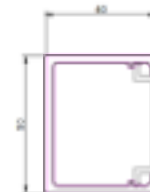
RAMA POZIOMA OKIENNICY



RAMA POZIOMA OKIENNICY DO SYSTEMÓW JEZDNYCH



RAMA PIONOWA OKIENNICY



WIN PANELS COLOURS PALETTE

FRAME

STANDARD COLOURS

FINE METALLIC STRUCTURES




SMOOTH MATT



SLATS

The slats are available in the same colours as the frame, additionally the standard slat colour range is extended by four wood-like colours



ADDITIONAL COLOURS

EXCLUSIVE - FINE METALLIC STRUCTURES



EXCLUSIVE - SMOOTH METALLIC



OUTSIDE WIN PANELS COLOUR PALETTE



TIGER COATINGS



ANY RAL COLOUR



WOOD-LIKE COLOURS



ANODISED COLOURS







